

GREECE



Nationwide

Last updated
6/3/2019, 12:05

Reporting
100.00% (22,675 / 22,675 ES)

Registered
10,074,898

Turnout
5,920,404

Valid
5,656,122








Invalid
173,684

Blank
90,598

Results

Extras

Candidates ☐

	Percent	Votes	Seats	May 2014		
 NEA DIMOKRATIA	33.12 %	1,873,080	8	22.72 %	1,298,948	5
 SYNASPISMOS RIZOSPASTIKIS ARISTERAS	23.76 %	1,343,788	6	26.56 %	1,518,376	6
 KINIMA ALLAGIS	7.72 %	436,735	2	8.02 %	458,514	2
 KOMMOUNISTIKO KOMMA ELLADAS	5.35 %	302,677	2	6.11 %	349,342	2
 LAIKOS SYNDESMOS - CHRYSI AVGI	4.88 %	275,822	2	9.39 %	536,913	3
 ELLINIKI LYSI	4.18 %	236,361	1			
 MERA25	2.99 %	169,286				
 PLEFSI ELEFThERIAS	1.61 %	90,859				
 POTAMI	1.52 %	86,003		6.61 %	377,662	2
 ENOSI KENTROON	1.45 %	82,072		0.64 %	36,804	
 ELLADA - O ALLOS DROMOS	1.24 %	70,286				

	LAIKOS ORTHODOXOS SYNAGERMOS - PATRIOTIKI RIZOSPASTIKI ENOSI	1.23 %	69,524	2.69 %	154,029	
	POLITES TOU ILIA PSINAKI	0.91 %	51,406			
	OIKOLOGOI PRASINOI	0.87 %	49,099			
	ANEXARTITOI ELLINES	0.80 %	45,149	3.46 %	197,837	1
	ELEFThERI PATRIDÁ	0.73 %	41,188			
	KOMMA ISOTITAS EIRINIS KAI FILIAS	0.71 %	40,245	0.75 %	42,792	
	DIMIOURGIA XANAÍ	0.69 %	39,119			
	NEA DEXIA	0.66 %	37,512			
	ANTIKAPlITALISTIKI ARISTERI SYNERGASIA GIA TIN ANATROPI	0.64 %	36,327	0.72 %	41,299	
	AGROTIKO KTINOTROFIKO KOMMA ELLADAS	0.56 %	31,810	0.57 %	32,356	
	LAIKI ENOTITA - METOPO ANATROPIS	0.56 %	31,671			
	ELLINON SYNELEFSIS	0.52 %	29,489			
	OIKOLOGIA PRASINOI - ALLILENGYI	0.45 %	25,448	0.50 %	28,365	
	ENYPEKK - ORTHIA ELLADA	0.40 %	22,349			
	KOMMA NEON	0.33 %	18,508			
	DIMOKRATIKI EFTHYNI	0.32 %	18,171			
	NEA ELLINIKI ORMI	0.22 %	12,289			
	MARXISTIKO - LENINISTIKO KOMMOUNISTIKO KOMMA ELLADAS	0.22 %	12,268	0.19 %	10,771	

	DIMOSTHENIS VERGIS - ELLINES OIKOLOGOI	0.20 %	11,535	0.10 %	5,608
	ETHNIKO METOPO - PATRIOTIKOS SYNDESMOS - LIONTARIA - SYNERG...	0.19 %	10,797		
	LAIKES EVROPAIKES KOINONIKES OMADES	0.18 %	10,318		
	ARMA SYNERGASIAS GIA TIN EVROPI TON ETHNON	0.18 %	9,934		
	ELLINES RIZOSPASTES	0.16 %	9,264		
	EVROPAIKI ELEFTHERI SYMMACHIA - OURANIO TOXO	0.11 %	6,413		
	FILELEFTHERI SYMMACHIA	0.11 %	6,193		
	ORGANOSI KOMMOUNISTON DIETHNISTON ELLADAS	0.09 %	4,823	0.05 %	3,045
	LEFKO - AGROTIKO KOMMA ELLADAS - ENOSEIS POLITISMOU KAI ANA...	0.06 %	3,134		
	KOLLATOS - ANEXARTITO POLITIKO KINIMA	0.06 %	3,132	0.16 %	8,978
	ELLINIKO ORAMA	0.04 %	2,038		

HUNGARY

Listákra leadott érvényes szavazatok országosan

Rendezés:

Érvényes szavazatok



1 - 9 / 9

LISTA: FIDESZ-KDNP

ÉRVÉNYES SZAVAZATOK: 1 824 220

SZAVAZATI ARÁNY: 52,56%

ELNYERT MANDÁTUMOK:

13

LISTA: DK

ÉRVÉNYES SZAVAZATOK: 557 081

SZAVAZATI ARÁNY: 16,05%

ELNYERT MANDÁTUMOK:

4

LISTA: MOMENTUM

ÉRVÉNYES SZAVAZATOK: 344 512

SZAVAZATI ARÁNY: 9,93%

ELNYERT MANDÁTUMOK:

2

LISTA: MSZP-PÁRBESZÉD

ÉRVÉNYES SZAVAZATOK: 229 551

SZAVAZATI ARÁNY: 6,61%

ELNYERT MANDÁTUMOK:

1

LISTA: JOBBIK

ÉRVÉNYES SZAVAZATOK: 220 184

SZAVAZATI ARÁNY: 6,34%

ELNYERT MANDÁTUMOK:

1

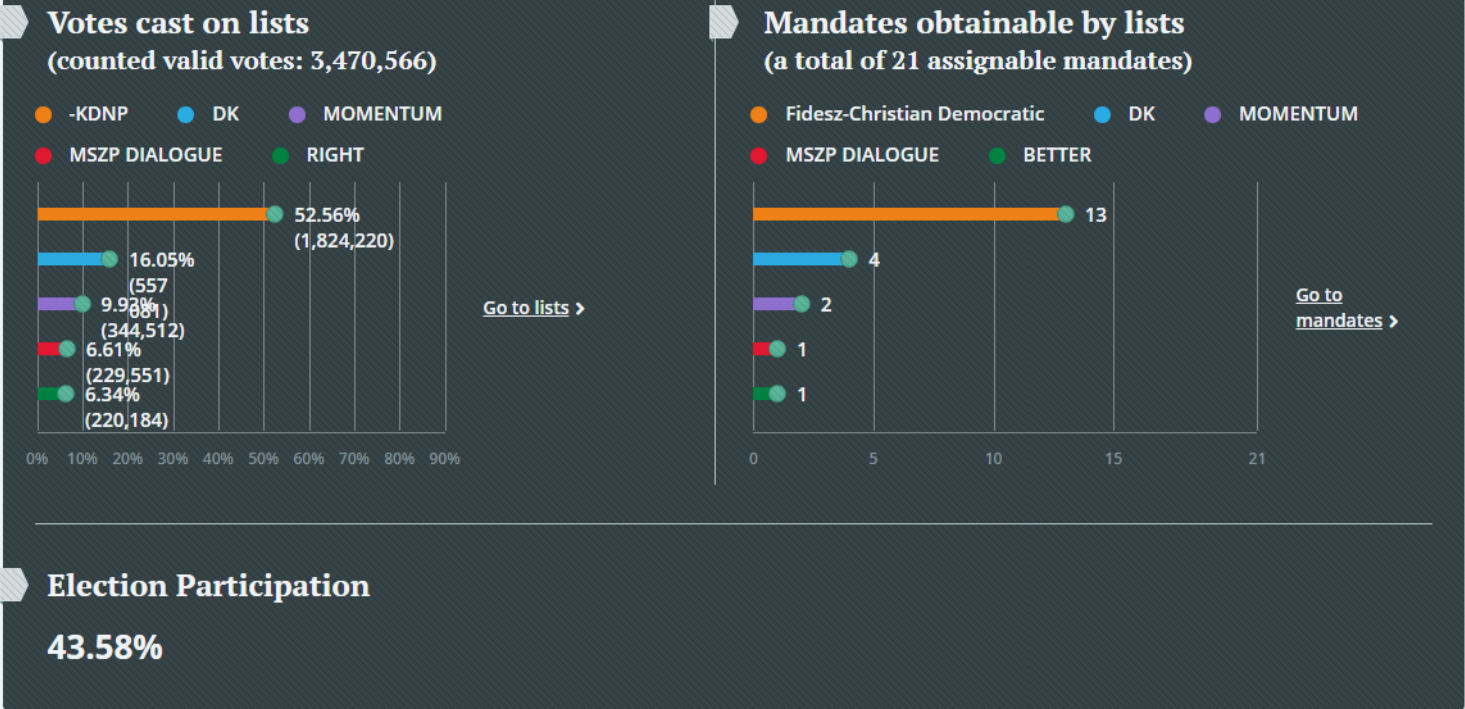
Election of MEPs 2019

Voting time: 26 May 2019

Legal status: final

Processing: 100%

Updated: Jun 11, 2019, 15:38:09





Election of MEPs 2019 - cumulative results

[Counties, settlements](#)

[mandates](#)

[Cumulative results](#)

Voting time: 26 May 2019

Processing: 100%

Updated: Jun 11, 2019, 15:38:09

▼ Number of eligible candidates

▼ Voting data in the minutes

Valid votes for listings nationwide

Sort by:

Valid votes ▼



LIST:

FIDESZ- KDNP

VALID VOTES:

1,824,220

VOTE RATE:

52.56%

MANDATES RECEIVED:

13

LIST:

DK

VALID VOTES:

557,081

VOTE RATE:

16.05%

MANDATES RECEIVED:

4

LIST: MOMENTUM VALID VOTES: 344,512

VOTE RATE: 9.93% MANDATES RECEIVED:

2

LIST: MSZP - DIALOGUE VALID VOTES: 229,551

VOTE RATE: 6.61% MANDATES RECEIVED:

1

LIST: BETTER VALID VOTES: 220 184

VOTE RATE: 6.34% MANDATES RECEIVED:

1

LIST: WHAT WE ARE VALID VOTES: 114 156

VOTE RATE: 3.29%

LIST: MKKP VALID VOTES: 90 912

VOTE RATE: 2.62%

LIST: LMP VALID VOTES: 75,498

VOTE RATE: 2.18%

LIST: WORKERS 'PARTY

VALID VOTES: 14,452

VOTE RATE: 0.42%

1 - 9/9



Election of Members of the European Parliament 2019 - mandates

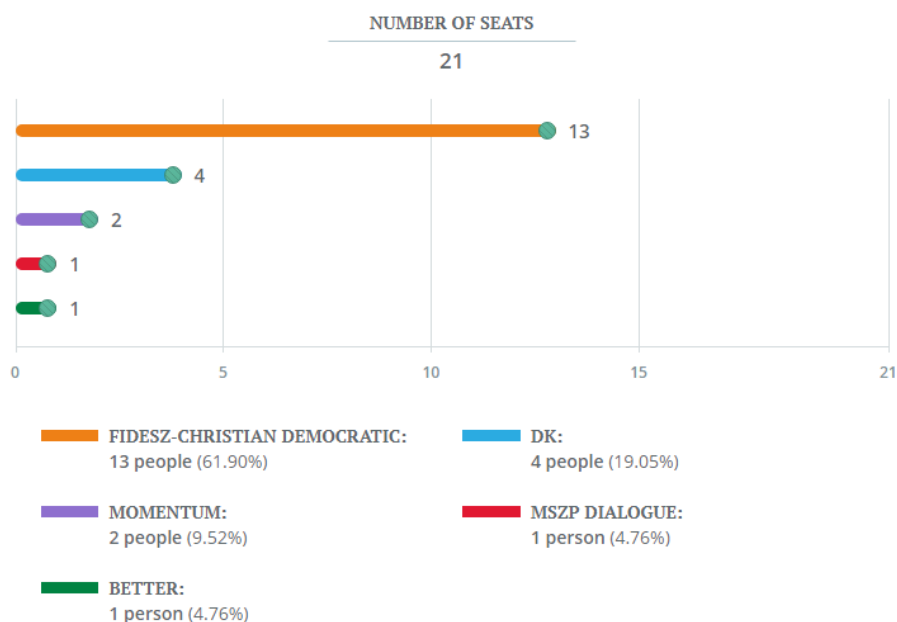
[Counties, settlements](#) [mandates](#) [Cumulative results](#)

Voting time: May 26, 2019

Processing: 100.00%

Updated: June 11, 2019, at 15:38:09

Hungarian MEPs of the European Parliament



ELECTION OF MEPS
MAY 26, 2019

More results

[Voting summary process](#) >

[The result of the 5% limit calculation](#) >

[Mandate Calculation \(d'Hondt Matrix\)](#) >

[Download settlement results \(xls\)](#) >











[Download poll results \(xls\)](#) >

- [EP 2019 home page](#) >
- [Daytime attendance data](#) >
- [Extraordinary events](#) >
- [Lists, candidates](#) >
- [Voting in foreign representations](#) >
- [send Poll](#) >
- [Deadlines, deadlines](#) >
- [Number of voters](#) >
- [Eternal voters](#) >
- [I have a question about the choice](#) >

Sort by:

Candidate name ▼



CANDIDATE	LIST	MANDATE
	<p>Attila Ara-Kovács</p> <p>DK  Demokratikus Koalíció</p>	representative
	<p>Andoc Bocskor</p> <p>FIDESZ-KDNP  </p>	representative
	<p>Katalin Cseh</p> <p>MOMENTUM </p>	representative
	<p>Deli Andor</p> <p>FIDESZ-KDNP  </p>	representative



Tamás Deutsch

FIDESZ-KDNP



representative



Dr. Dobrev Klara

DK



representative



Anna Júlia Donáth

MOMENTUM



representative



Kinga Gál

FIDESZ-KDNP



representative



Márton Gyöngyösi

JOBBIK



representative



Enikő Győri

FIDESZ-KDNP



representative



András Gyürk

FIDESZ-KDNP



representative



Balázs Hidvéghi

FIDESZ-KDNP



representative



György Hölvényi

FIDESZ-KDNP



representative



Lócka Livia

FIDESZ-KDNP



representative



Ádám Kósa

FIDESZ-KDNP



representative



András Gyürk

FIDESZ-KDNP



representative



Balázs Hidvéghi

FIDESZ-KDNP



representative



György Hölvényi

FIDESZ-KDNP



representative



Lócka Livia

FIDESZ-KDNP



representative



Ádám Kósa

FIDESZ-KDNP



representative



Dr. Csaba Molnár



representative



Sándor Rónai



representative



Dr. József Szájer

FIDESZ-KDNP



representative



Dr. Bertalan Tóth

MSZP -DIALOGUE



representative



Edina Tóth

FIDESZ-KDNP



representative



Dr. László Trócsányi

FIDESZ-KDNP



representative

IRELAND

<http://www.housing.gov.ie/local-government/voting/european-parliament-elections/2014-european-parliament-election-results>

EUROPEAN ELECTION - 24 May 2019

CONSTITUENCY OF MIDLANDS-NORTH-WEST

TOTAL ELECTORATE 1,224,888

INVALID BALLOT PAPERS 21,628

VALID POLL 594,927

NUMBER OF SEATS 4

QUOTA 118,986

CANDIDATE(S) ELECTED
MAIREAD MCGUINNESS (F.G.)
LUKE 'MING' FLANAGHAN (NON-P.)
MARIA WALSH (F.G.)
MATT CARTH (S.F.)

NAMES OF CANDIDATES (17 No.) (* Denotes outgoing member)	G e n d e r	First Count	Second Count	Third Count	Fourth Count	Fifth Count	Sixth Count	Seventh Count	Eighth Count	Ninth Count	Tenth Count	Eleventh Count	Twelfth Count	Thirteenth Count
		Number of Votes	Transfer of McGuinness, M's Surplus and Result	Transfer of Mulcahy, D's Votes and Result	Transfer of Greene, P's Votes and Result	Transfer of Miller, J's Votes and Result	Transfer of Mahapatra, D's and O'Connor, O's Votes and Result	Transfer of O'Dowd, M's Votes and Result	Transfer of Brennan, C's Votes and Result	Transfer of Hannigan, D's Votes and Result	Transfer of Healy, E's Votes and Result	Transfer of Rabbitte, A's Votes and Result	Transfer of McHugh, S's Votes and Result	Transfer of Smith, B's Votes and Result
Brennan, Cyril (SPBP)	M	8,130	+96	+20	+91	+28	+188	+146	-8,699	-	-	-	-	-
* CARTH, MATT (S.F.)	M	77,619	+868	+26	+99	+41	+376	+409	+2,107	+1,377	+930	+974	+6,571	+7,336
Casey, Peter (Non-P.)	M	56,650	+1,198	+44	+142	+178	+390	+1,033	+1,124	+857	+3,074	+1,875	+3,358	+8,439
* FLANAGHAN, LUKE 'MING' (NON-P.)	M	85,034	+1,872	+102	+180	+145	+631	+579	+1,644	+1,560	+2,606	+2,966	+15,441	+9,064
Greene, Patrick (D.D.I.)	M	1,352	+48	+12	-1,412	-	-	-	-	-	-	-	-	-
Hannigan, Dominic (LAB.)	M	12,378	+653	+34	+85	+47	+211	+315	+366	-14,089	-	-	-	-
Healy, Eames (Non-P.) FIDEUMA	F	15,991	+477	+47	+106	+143	+826	+1,722	+382	+716	-20,410	-	-	-
Mahapatra, Dilip (Non-P.)	M	2,450	+112	+15	+77	+40	-2,694	-	-	-	-	-	-	-
* MCGUINNESS, MAIREAD (F.G.)	F	134,630	-15,644	118,986	118,986	118,986	118,986	118,986	118,986	118,986	118,986	118,986	118,986	118,986
McHugh, Saoirse (G.P.)	F	51,019	+1,712	+90	+155	+92	+898	+582	+907	+3,187	+2,138	+1,179	-61,957	-
Miller, James (Non-P.)	M	1,322	+53	+71	+44	-1,490	-	-	-	-	-	-	-	-
Mulcahy, Diarmaid (Non-P.)	M	789	+22	-811	-	-	-	-	-	-	-	-	-	-
O'Connor, Olive (Non-P.)	F	3,132	+104	+77	+13	+151	-3,477	-	-	-	-	-	-	-
O'Dowd, Michael (R.I.)	M	6,897	+303	+20	+84	+141	+232	-7,677	-	-	-	-	-	-
Rabbitte, Anne (F.F.)	F	30,220	+864	+38	+21	+55	+273	+422	+148	+673	+1,896	-34,610	-	-
Smith, Brendan (F.F.)	M	42,814	+1,226	+19	+17	+54	+125	+437	+144	+399	+1,585	+17,712	+4,145	-68,677
WALSH, MARIA (F.G.)	F	84,500	+6,036	+83	+41	+71	+694	+368	+472	+1,851	+1,940	+4,282	+15,825	+11,035
Non - transferable papers not effective	-	-	-	+113	+257	+304	+1,328	+1,664	+1,405	+3,469	+6,243	+5,622	+16,617	+32,803
TOTAL		594,927	594,927	594,927	594,927	594,927	594,927	594,927	594,927	594,927	594,927	594,927	594,927	594,927

PART A - 1 to 13 of 13 Counts.

EUROPEAN ELECTION - 24 May 2019

CONSTITUENCY OF
MIDLANDS-NORTH-WEST

TOTAL ELECTORATE 1,224,888

INVALID BALLOT PAPERS 21,828

VALID POLL 594,927

NUMBER OF SEATS 4

QUOTA 118,988

CANDIDATE(S) ELECTED

MAIREAD MCGURNESS (F.G.)
LUKE "BING" FLANAGHAN (NON-P.)
MARIA WALSH (F.G.)
MATT GARTH (S.F.)

NAMES OF CANDIDATES (If No.)	G e n d e r	First Count	Second Count	Third Count	Fourth Count	Fifth Count	Sixth Count	Seventh Count	Eighth Count	Ninth Count	Tenth Count	Eleventh Count	Twelfth Count	Thirteenth Count
(Candidates not on ballot)		Number of Votes	Transfer of McGuinness, M's Votes and Result	Transfer of McGuinness, M's Votes and Result	Transfer of Greene, P's Votes and Result	Transfer of Greene, P's Votes and Result	Transfer of McGuinness, M's and O'Connor, O's Votes and Result	Transfer of O'Dowd, M's Votes and Result	Transfer of Boswell, O's Votes and Result	Transfer of Harrigan, O's Votes and Result	Transfer of Healy, S's Votes and Result	Transfer of Rabbits, A's Votes and Result	Transfer of McHugh, S's Votes and Result	Transfer of Smith, S's Votes and Result
Brennan, Cytel (SPRP)	M	8,138	+95	+20	+91	+28	+188	+149	-6,666	-	-	-	-	-
* CANTY, MATT (S.F.)	M	77,819	+888	+28	+98	+41	+378	+488	+2,187	+1,377	+938	+674	+8,271	+7,336
Cassidy, Peter (Non-P.)	M	50,850	+1,598	+44	+142	+176	+390	+1,033	+1,124	+897	+3,074	+1,075	+3,388	+8,439
* FLANAGHAN, LUKE "BING" (NON-P.)	M	58,834	+8,896	+7,088	+7,188	+7,333	+7,984	+8,643	+9,187	+9,747	+10,383	+10,918	+11,508	+12,134
Greene, Patrick (D.D.L.)	M	1,362	+48	+12	-1,412	-	-	-	-	-	-	-	-	-
Harrigan, Dominic (LAB.)	M	12,378	+853	+34	+85	+47	+211	+318	+388	-14,089	-	-	-	-
Healy, Eamonn (Non-P.)	F	15,891	+477	+43	+188	+143	+825	+1,722	+382	+718	-20,415	-	-	-
McGuinness, Mairead (F.G.)	F	2,480	+112	+15	+77	+40	-3,894	-	-	-	-	-	-	-
McHugh, Seamus (G.P.)	F	51,012	+53	+71	+44	-1,488	-	-	-	-	-	-	-	-
Miller, James (Non-P.)	M	1,322	+32	-51	-	-	-	-	-	-	-	-	-	-
Mulvey, Daniel (Non-P.)	M	780	+104	+75	+19	+151	-3,477	-	-	-	-	-	-	-
O'Connor, Olive (Non-P.)	F	3,132	+303	+28	+84	+141	+232	-7,677	-	-	-	-	-	-
O'Dowd, Michael (R.I.)	M	8,897	+884	+38	+21	+65	+273	+422	+585	+575	+1,886	-34,010	-	-
Rabbits, Anne (F.F.)	F	30,228	+1,228	+11	+17	+54	+125	+437	+148	+339	+1,585	+17,712	+4,146	-89,677
Smith, Brendan (F.F.)	M	42,814	+6,838	+6,838	+6,838	+6,838	+6,838	+6,838	+6,838	+6,838	+6,838	+6,838	+6,838	+6,838
WALSH, MARIA (F.G.)	F	64,808	+6,838	+6,838	+6,838	+6,838	+6,838	+6,838	+6,838	+6,838	+6,838	+6,838	+6,838	+6,838
Non-transferable papers not effective		-	-	-	-	-	-	-	-	-	-	-	-	-
TOTAL		594,927	594,927	594,927	594,927	594,927	594,927	594,927	594,927	594,927	594,927	594,927	594,927	594,927

PART A - 1 to 13 of 13 Counts.



Returning Officer Date 29/5/2019

EUROPEAN ELECTION - 24 MAY 2019							TOTAL ELECTORATE					CANDIDATE(S) ELECTED				
CONSTITUENCY OF							INVALID BALLOT PAPERS					CIARÁN CUFFE (G.P.)				
DUBLIN							VALID POLL					FRANCES FITZGERALD (F.G.)				
							NUMBER OF SEATS					CLARE DALY (I.L.C)				
							QUOTA					BARRY ANDREWS (F.F.)				
NAMES OF CANDIDATES (19 No.) (* Denotes outgoing member)	First Count	Second Count	Third Count	Fourth Count	Fifth Count	Sixth Count	Seventh Count	Eighth Count	Ninth Count	Tenth Count	Eleventh Count	Twelfth Count	Thirteenth Count	Fourteenth Count	Fifteenth Count	Sixteenth Count
	Number of Votes	Transfer of LOWTH, T's Votes and Result	Transfer of MULLAN, M's Votes and Result	Transfer of MCNIFFE, A's Votes and Result	Transfer of KELLY, H's Votes and Result	Transfer of MURPHY, E's Votes and Result	Transfer of RYAN, E's Votes and Result	Transfer of HARROLD, R's Votes and Result	Transfer of GILROY, B's Votes and Result	Transfer of O'DOHERTY, G's Votes and Result	Transfer of HIGGINS, A's Votes and Result	Transfer of BRIEN, G's Votes and Result	Transfer of DURKAN, M's Votes and Result	Transfer of WHITE, A's Votes and Result	Transfer of GANNON, G's Votes and Result	Transfer of BOYLAN, L's Votes And Result
ANDREWS, BARRY (F.F.)	51,420	+ 26 51,446	+ 60 51,506	+ 93 51,599	+ 109 51,708	+ 205 51,913	+ 84 51,997	+ 81 52,078	+ 373 52,451	+ 708 53,159	+ 821 53,980	+ 438 54,418	+ 1,692 56,110	+ 3,509 59,619	+ 3,558 63,177	+ 5,775 68,952
* BOYLAN, LYNN (S.F.)	39,387	+ 41 39,428	+ 29 39,457	+ 69 39,526	+ 120 39,646	+ 55 39,701	+ 344 40,045	+ 425 40,470	+ 1316 41,786	+ 531 42,317	+ 556 42,873	+ 2,343 45,216	+ 336 45,552	+ 1,152 46,704	+ 4,928 51,632	-51,632
BRIEN, GILLIAN (SPBP)	10,864	+ 32 10,896	+ 22 10,918	+ 50 10,968	+ 38 11,006	+ 30 11,036	+ 334 11,370	+ 1764 13,134	+ 450 13,584	+ 328 13,912	+ 446 14,358	-1435,8				
CUFFE, CIARÁN (G.P.)	63,849	+ 46 63,895	+ 102 63,997	+ 317 64,314	+ 92 64,406	+ 182 64,588	+ 265 64,853	+ 438 65,291	+ 392 65,683	+ 687 66,370	+ 2,912 69,282	+ 1,1973 71,255	+ 1,773 73,028	73,028	73,028	73,028
DALY, CLARE (I.L.C)	42,305	+ 39 42,344	+ 47 42,391	+ 142 42,533	+ 140 42,673	+ 71 42,744	+ 656 43,400	+ 759 44,159	+ 1,411 45,570	+ 1,280 46,850	+ 1,709 48,559	+ 3,823 52,382	+ 548 52,930	+ 2,822 55,752	+ 9,931 65,683	+ 22,087 87,770
DURKAN, MARK (F.G.)	16,473	+ 15 16,488	+ 28 16,534	+ 46 16,562	+ 75 16,637	+ 67 16,704	+ 29 16,733	+ 29 16,778	+ 97 16,875	+ 45 17,144	+ 269 17,480	+ 336 17,649	+ 169 -17,649			
FITZGERALD, FRANCES (F.G.)	59,067	+ 22 59,089	+ 46 59,135	+ 115 59,250	+ 67 59,317	+ 58 59,375	+ 73 59,448	+ 127 59,575	+ 149 59,724	+ 338 60,062	+ 1,466 61,528	+ 352 61,880	+ 10,566 72,446	+ 6,134 78,580	78,580	78,580
GANNON, GARY (S.D.)	20,331	+ 29 20,360	+ 38 20,398	+ 109 20,507	+ 71 20,578	+ 69 20,647	+ 355 21,002	+ 559 21,561	+ 493 22,054	+ 372 22,426	+ 1,625 24,051	+ 1,451 25,502	+ 413 25,915	+ 3,805 29,720	-29,720	
GILROY, BEN	7,594	+ 33 7,627	+ 21 7,648	+ 362 7,689	+ 41 7,689	+ 399 7,689	+ 81 7,689	+ 98 7,689	-8,609							
HARROLD, RITA (SPBP)	4,967	+ 32 4,999	+ 60 5,028	+ 37 5,088	+ 46 5,125	+ 436 5,171	+ 436 5,607	-5,607								
HIGGINS, ALICE-MARY	10,846	+ 21 10,867	+ 40 10,907	+ 138 11,045	+ 84 11,129	+ 99 11,228	+ 206 11,434	+ 317 11,751	+ 288 12,039	+ 848 12,887	-12,887					
KELLY, HERMANN	2,441	+ 32 2,473	+ 33 2,506	+ 33 2,539	-2,539											
LOWTH, TONY BOSCO	727	- 727														
MCNIFFE, AISLING	1,572	+ 69 1,641	+ 49 1,690	-1,690												
MULLAN, MARK	932	+ 37 969	- 969													
MURPHY, EAMONN	2,519	+ 56 2,575	+ 91 2,666	+ 84 2,750	+ 185 2,915	-2,915										
O'DOHERTY, GEMMA	6,659	+ 30 6,689	+ 93 6,782	+ 727 6,867	+ 857 7,594	+ 210 8,451	+ 107 8,768	+ 1,854 10,622	-10,622							
RYAN, ÉILLIS (W.P.)	3,701	+ 21 3,722	+ 23 3,745	+ 39 3,784	+ 33 3,817	+ 78 3,895	-3,895									
WHITE, ALEX (LAB.)	18,293	+ 19 18,312	+ 38 18,350	+ 64 18,414	+ 31 18,445	+ 68 18,513	+ 429 18,942	+ 146 19,088	+ 138 19,226	+ 435 19,661	+ 1,244 20,905	+ 398 21,303	+ 902 22,205	-22,205		
Non-transferable papers not effective		+ 127 127	+ 162 289	+ 223 512	+ 388 900	+ 631 1,531	+ 413 1,944	+ 1,648 2,685	+ 1,419 4,333	+ 4,826 9,159	+ 1,772 10,931	+ 3,411 14,342	+ 1,419 15,761	+ 4,783 20,544	+ 11,303 31,847	+ 23,770 55,617
TOTAL	363,947	363,947	363,947	363,947	363,947	363,947	363,947	363,947	363,947	363,947	363,947	363,947	363,947	363,947	363,947	363,947

ITALY



LIVE

Affluenza e Risultati

EUROPEE

REGIONALI

COMUNALI

SCRUTINI

VOTANTI

ITALIA

ESTERO

IN COMPLESSO

Cerca ente...








Circoscrizioni

Tutte le circoscrizioni

Italia + Estero (Prec. elez.: 25/05/2014)

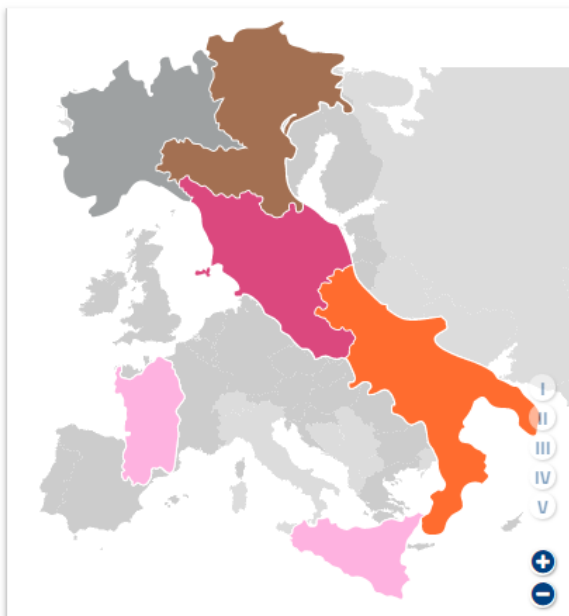
RISULTATI | ELENCHI

Sezioni Italia : 61.576 / 61.576 (Tutte) - Comunicazioni UE : 2.355 / 2.355 (Tutte)

	Liste	Voti	%	Seggi
	LEGA SALVINI PREMIER	9.175.208	34,26	29
	PARTITO DEMOCRATICO	6.089.853	22,74	19
	MOVIMENTO 5 STELLE	4.569.089	17,06	14
	FORZA ITALIA	2.351.673	8,78	7
	SVP	142.185	0,53	1

Elettori: 50.975.914 | Votanti: 27.712.568 (54,36%) Schede nulle: 582.872 Schede bianche: 411.578 Schede contestate: 2.673 | Dato aggiornato al: 07/06/2019 - 18:13

Cerca ente... 




Circoscrizioni

Tutte le circoscrizioni ▼

Italia + Estero (Prec. elez.: 25/05/2014)

RISULTATI | **ELENCHI**

Sezioni Italia : 61.576 / 61.576 (Tutte) - Comunicazioni UE : 2.355 / 2.355 (Tutte)

	Liste	Voti	%	Seggi
	FRATELLI D'ITALIA	1.726.189	6,44	6
	+EUROPA - ITALIA IN COMUNE - PDE ITALIA	833.443	3,11	0
	EUROPA VERDE	621.492	2,32	0
	LA SINISTRA	469.943	1,75	0
	PARTITO COMUNISTA	235.542	0,88	0
				

Elettori: 50.975.914 | Votanti: 27.712.568 (54,36%) Schede nulle: 582.872 Schede bianche: 411.578 Schede contestate: 2.673 | Dato aggiornato al: 07/06/2019 - 18:13

Cerca ente...








Circoscrizioni

Tutte le circoscrizioni




Italia + Estero (Prec. elez.: 25/05/2014)

RISULTATI | ELENCHI

Sezioni Italia : 61.576 / 61.576 (Tutte) - Comunicazioni UE : 2.355 / 2.355 (Tutte)

	Liste	Voti	%	Seggi
	PARTITO ANIMALISTA	160.270	0,60	0
	POPOLO DELLA FAMIGLIA - ALTERNATIVA POPOLARE	114.531	0,43	0
	CASAPOUND ITALIA - DESTRE UNITE	89.142	0,33	0
	POPOLARI PER L'ITALIA	80.553	0,30	0
	PARTITO PIRATA	60.809	0,23	0

Elettori: 50.975.914 | Votanti: 27.712.568 (54,36%) Schede nulle: 582.872 Schede bianche: 411.578 Schede contestate: 2.673 | Dato aggiornato al: 07/06/2019 - 18:13

	FORZA NUOVA	41.077	0,15	0
	AUTONOMIE PER L'EUROPA	17.692	0,07	0
	PPA MOVIMENTO POLITICO PENSIERO AZIONE	5.041	0,02	0
TOTALE LISTE		26.783.732	100	76

Elettori: 50.975.914 | **Votanti:** 27.712.568 (54,36%) **Schede nulle:** 582.872 **Schede bianche:** 411.578 **Schede contestate:** 2.673 | **Dato**
aggiornato al: 07/06/2019 - 18:13

LATVIA

<https://epv2019.cvk.lv/pub/en/election-results>



EUROPEAN PARLIAMENT ELECTIONS 2019



Rīgas apgabals



Vidzeme



Latgale



Kurzeme



Zemgale



EVs: 1414712

Voter turnout: 474390 (33.53%)

Valid envelopes: 473260 (33.45%)

Valid papers: 470460 (99.41%)

Nr.	List	Valid papers ↕	Percentage* ↕	Ranking ↕
1	"Latvijas Krievu savienība"	29546	6.24%	1
2	"Latviešu Nacionālisti"	3172	0.67%	0
3	Latvijas Reģionu Apvienība	23581	4.98%	0
4	Zaļo un Zemnieku savienība	25252	5.34%	0

5	Politiskā partija "KPV LV"	4362	0.92%	0
6	"PROGRESĪVE"	13705	2.90%	0
7	Jaunā Saskaņa	829	0.18%	0
8	Jaunā konservatīvā partija	20595	4.35%	0
9	Attīstībai/Par!	58763	12.42%	1
10	"Saskaņa" sociāldemokrātiskā partija	82604	17.45%	2
11	Nacionālā apvienība "Visu Latvijai!"-"Tēvzemei un Brīvībai/LNNK"	77591	16.40%	2
12	Rīcības partija	791	0.17%	0
13	Atmoda	2242	0.47%	0
14	"Centra partija"	2312	0.49%	0
15	Latvijas Sociāldemokrātiskā strādnieku partija	922	0.19%	0
16	Jaunā VIENOTĪBA	124193	26.24%	2

* Mark: Percentage is calculated in relation to the number of valid ballot envelopes.

Total institution count: 1000

☐ Show valid mark count for each list

Self-government	EVs ↕	Voter turnout ↕	Valid envelopes ↕	Valid papers ↕
Rīgas apgabals	419439	165880	165096	164176
Vidzeme	392982	141746	141571	140781
Latgale	205506	48435	48378	48026
Kurzeme	185010	55747	55690	55336
Zemgale	211775	62582	62525	62141
Total	1414712	474390	473260	470460

Last modified on: 2019-05-31 13:00

1. "Latvijas Krievu savienība"

Valid papers: 29546 (6.24%)

Number of candidates: 16

Candidate	Nr. in list ↕	Pluses ↕	Crossings-out ↕	Votes* ↕	Place nr. ↕	Status
Tatjana Ždanoka	1	18098	739	46905	1	Elected
Andrejs Mamikins	2	13137	958	41725	2	
Miroslavs Mitrofanovs	3	6220	832	34934	3	
Jakovs Pliners	9	2728	886	31388	4	
Vladimirs Buzajevs	10	1887	830	30603	5	
Ludmila Ušakova	5	1828	1006	30368	6	
Aleksejs Vasiljevs	7	1244	809	29981	7	
Aleksandrs Filejs	13	1071	815	29802	8	
Viktors Guščins	11	1062	807	29801	9	

Alexei Shirov Bagtiukov	4	1102	890	29758	10
Irina Bobkova	12	966	817	29695	11
Aleksandrs Līvčaks	16	975	827	29694	12
Elita Kosaka	6	1006	869	29683	13
Inna Djeri	8	980	843	29683	14
Aleksandrs Gamaļejevs	15	892	808	29630	15
Andrejs Pagors	14	834	813	29567	16

* Mark: number of votes is equal to the number of valid ballots cast for the list minus the number of strike-outs of the name or surname of the candidate plus the number of "+" marks.

Last modified on: 2019-05-31 13:00

2. "Latviešu Nacionālisti"

Valid papers: 3172 (0.67%)

Number of candidates: 16

Candidate	Nr. in list ↕	Pluses ↕	Crossings-out ↕	Votes* ↕	Place nr. ↕	Status
Andris Rubins	1	1319	106	4385	1	
Jānis Mencis	2	551	124	3599	2	
Silvestrs Rubins	16	301	179	3294	3	
Alfrēds Buls	3	228	177	3223	4	
Uldis Kurvīts	4	179	173	3178	5	
Elīna Tetere	8	160	164	3168	6	
Aija Tula-Rijkure	7	160	167	3165	7	
Viesturs Poga	14	145	156	3161	8	
Jurijs Tomass	5	153	175	3150	9	
Egils Bisenieks	9	135	160	3147	10	

Uldis Pāže	11	125	172	3125	14
Anna Romanova	10	109	186	3095	15
Jānis Hvesko	12	95	188	3079	16

* Mark: number of votes is equal to the number of valid ballots cast for the list minus the number of strike-outs of the name or surname of the candidate plus the number of "+" marks.

Last modified on: 2019-05-31 13:00

3. Latvijas Reģionu Apvienība

Valid papers: 23581 (4.98%)

Number of candidates: 16

Candidate	Nr. in list ↕	Pluses ↕	Crossings-out ↕	Votes* ↕	Place nr. ↕	Status
Edvards Smiltēns	1	15347	928	38000	1	
Mārtiņš Barkovskis	2	2649	2424	23806	2	
Ieva Brante	7	2661	2769	23473	3	
Inga Bite	3	1930	2509	23002	4	
Juris Viļums	4	1637	2566	22652	5	
Guntis Rasīms	11	992	2476	22097	6	
Dagnis Straubergs	5	956	2559	21978	7	
Edijs Pipars	10	872	2538	21915	8	
Varis Krūmiņš	16	563	2544	21600	9	

Jānis Grasis	12	468	2453	21596	10
Girts Kronbergs	6	552	2617	21516	11
Viesturs Reinfelds	8	390	2503	21468	12
Edvards Ločmelis	15	428	2554	21455	13
Aigars Evardsons	13	339	2546	21374	14
Jāzeps Janiševs	14	284	2568	21297	15
Ulrika Auniņa	9	326	2613	21294	16

* Mark: number of votes is equal to the number of valid ballots cast for the list minus the number of strike-outs of the name or surname of the candidate plus the number of "+" marks.

Last modified on: 2019-05-31 13:00

4. Zaļo un Zemnieku savienība

Valid papers: 25252 (5.34%)

Number of candidates: 16

Candidate	Nr. In list ↕	Pluses ↕	Crossings-out ↕	Votes* ↕	Place nr. ↕	Status
Dana Reizniece-Ozola	1	13661	1893	37020	1	
Raimonds Bergmanis	2	9757	2044	32965	2	
Ringolds Arnītis	3	1704	3152	23804	3	
Edgars Tavors	16	1178	3107	23323	4	
Arvīds Barševskis	4	1001	3261	22992	5	
Līga Kļaviņa	13	648	3073	22827	6	
Viktors Valainis	5	866	3303	22815	7	

Anitra Tooma	8	713	3227	22738	8
Edgars Vorsklovs	6	680	3240	22692	9
Guntis Kalniņš	11	532	3115	22669	10
Guna Kalniņa-Priede	10	521	3136	22637	11
Artūrs Strautmanis	14	385	3107	22530	12
Mārtiņš Toms Staks	12	366	3173	22445	13
Anna Poindere	9	341	3180	22413	14
Nina Linde	7	379	3380	22251	15
Harita Tohme	15	301	3315	22238	16

* Mark: number of votes is equal to the number of valid ballots cast for the list minus the number of strike-outs of the name or surname of the candidate plus the number of "+" marks.

Last modified on: 2019-05-31 13:00

5. Politiskā partija "KPV LV"

Valid papers: 4362 (0.92%)

Number of candidates: 16

Candidate	Nr. in list ↕	Pluses ↕	Crossings-out ↕	Votes* ↕	Place nr. ↕	Status
Kaspars Ģirģens	1	1421	411	5372	1	
Beata Jonīte	3	1232	342	5252	2	
Aivars Geidāns	4	442	487	4317	3	
Roberts Spručs	2	450	531	4281	4	
Artūrs Homins	8	337	473	4226	5	
Iveta Ziemeļe	11	272	481	4153	6	
Zane Bērziņa	13	232	474	4120	7	
Toms Andersons	10	217	462	4117	8	

Krišs Lipšāns	16	224	482	4104	9
Ainārs Vilciņš	14	224	483	4103	10
Kristaps Jēkabsons	15	210	486	4086	11
Anna Āboliņa	7	215	503	4074	12
Ieva Treice-Puriņa	5	211	501	4072	13
Agnese Zaļakmentīna	12	185	475	4072	14
Uģis Jankavs	9	164	496	4030	15
Maksims Bartuševičs	6	162	539	3985	16

* Mark: number of votes is equal to the number of valid ballots cast for the list minus the number of strike-outs of the name or surname of the candidate plus the number of "+" marks.

Last modified on: 2019-05-31 13:00

6. "PROGRESĪVIE"

Valid papers: 13705 (2.90%)

Number of candidates: 16

Candidate	Nr. in list ↕	Pluses ↕	Crossings-out ↕	Votes* ↕	Place nr. ↕	Status
Gunta Anča	1	6502	376	19831	1	
Roberts Putnis	2	3813	1120	16398	2	
Edmunds Cepurītis	4	2132	767	15070	3	
Antonina Nenaševa	3	1738	1063	14380	4	
Agnese Logina	11	971	754	13922	5	
Solvita Olsena	7	891	782	13814	6	
Dace Kavasa	5	894	831	13768	7	
Ansis Dobelis	8	812	797	13720	8	

Uldis Šalajevs	6	874	871	13708	9
Līga Rasnača	9	733	812	13626	10
Maija Krastiņa	13	632	741	13596	11
Viesturs Kleinbergs	10	612	740	13577	12
Māris Indulis Graudiņš	12	592	797	13500	13
Laila Balga	15	573	788	13490	14
Oļevs Nikers	14	460	831	13334	15
Sergejs Parvatkins	16	480	956	13229	16

* Mark: number of votes is equal to the number of valid ballots cast for the list minus the number of strike-outs of the name or surname of the candidate plus the number of "+" marks.

Last modified on: 2019-05-31 13:00

7. Jaunā Saskaņa

Valid papers: 829 (0.18%)

Number of candidates: 16

Candidate	Nr. in list ↕	Pluses ↕	Crossings-out ↕	Votes* ↕	Place nr. ↕	Status
Juris Žuravļovs	1	297	41	1085	1	
Jānis Kuzins	2	114	44	899	2	
Andrejs Nilovs	3	90	37	882	3	
Sergejs Žuravļovs	16	84	43	870	4	
Artūrs Malta	7	70	35	864	5	
Oļegs Vasiļonoks	6	73	42	860	6	
Igors Glazunovs	4	65	45	849	7	
Jānis Orinskis	5	59	41	847	8	

Aleksandrs Kalugins	11	59	42	846	9
Andrejs Lukašovs	15	58	43	844	10
Aleksandrs Ivanovs	12	56	44	841	11
Jadviga Rižkova	13	53	43	839	12
Konstantīns Žiharevs	8	52	47	834	13
Haralds Elceris	14	42	41	830	14
Genādijs Celuškovskis	9	48	48	829	15
Romans Samuļs	10	43	45	827	16

* Mark: number of votes is equal to the number of valid ballots cast for the list minus the number of strike-outs of the name or surname of the candidate plus the number of "+" marks.

Last modified on: 2019-05-31 13:00

8. Jaunā konservatīvā partija

Derīgās zīmes: 20595 (4,35%)

Kandidātu skaits: 16

Kandidāts	Kārtas nr. sarakstā ↕	Plusi ↕	Svītrojumi ↕	Balsis* ↕	Vietas nr. ↕	Statuss
Andis Kudors	1	9692	568	29719	1	
Gatis Eglītis	2	4927	882	24640	2	
Linda Ozola	3	2948	1149	22394	3	
Toms Bordāns	5	2865	1297	22163	4	
Dāvis Stalts	6	1617	1177	21035	5	
Jānis Butāns	9	986	1122	20459	6	
Ilze Zilgalve	4	1028	1212	20411	7	
Anita Svece	16	882	1138	20339	8	

Ieva Tikuma	15	843	1132	20306	9
Zigmārs Vestfāls	8	848	1145	20298	10
Agnese Villere	14	807	1123	20279	11
Druvis Kleins	10	814	1145	20264	12
Indulis Tupesis	7	822	1215	20202	13
Raitis Sijāts	12	661	1150	20106	14
Santa Suhaka	11	705	1223	20077	15
Rolands Repša	13	685	1258	20022	16

* Piezīme: balsis aprēķina no kandidātu saraksta derīgajām zīmēm atņemot kandidāta svītrojumus un pieskaitot plusus.

Pēdējais atjauninājums veikts: 31.05.2019. plkst. 13.00

9. Attīstībai/Par!

Valid papers: 58763 (12.42%)

Number of candidates: 16

Candidate	Nr. in list ↕	Pluses ↕	Crossings-out ↕	Votes* ↕	Place nr. ↕	Status
Ivars Ijabs	1	34394	2441	90716	1	Elected
Ieva Ilvesa	3	21182	3011	76934	2	
Baiba Anda Rubesa	2	14643	6389	67017	3	
Inese Ikstena	7	2471	4505	56729	4	
Ainārs Dimants	6	2232	5228	55767	5	
Artūrs Toms Plešs	8	1665	4756	55672	6	
Viesturs Zeps	12	1272	4617	55418	7	
Miks Celmiņš	14	1175	4567	55371	8	

Aldis Austers	10	1117	4564	55316	9
Ilze Krēsliņa	13	942	4559	55146	10
Laima Geikina	11	986	4770	54979	11
Adriana Treikule	9	807	4689	54881	12
Gundars Ostrovskis	15	886	4781	54868	13
Marija Golubeva	5	1770	5948	54585	14
Sergejs Akuličs	16	782	5912	53633	15
Jelena Jesajana	4	937	6435	53265	16

* Mark: number of votes is equal to the number of valid ballots cast for the list minus the number of strike-outs of the name or surname of the candidate plus the number of "+" marks.

Last modified on: 2019-05-31 13:00

10. "Saskaņa" sociāldemokrātiskā partija

Valid papers: 82604 (17.45%)

Number of candidates: 16

Candidate	Nr. in list ↕	Pluses ↕	Crossings-out ↕	Votes* ↕	Place nr. ↕	Status
Nils Ušakovs	1	69139	1812	149931	1	Elected
Andris Ameriks	2	19041	3623	98022	2	Elected
Regīna Ločmele-Luņova	4	8823	3436	87991	3	
Boriss Cilevičs	3	8678	3441	87841	4	
Grigorijs Zubarevs	15	4070	3273	83401	5	
Valērijs Kononovs	5	3180	3379	82405	6	
Andris Morozovs	16	2788	3168	82224	7	
Ausma Cimdiņa	6	2451	3198	81857	8	

Aleksandrs Jakimovs	9	2401	3157	81848	9
Aleksejs Medvedevs	11	2331	3130	81805	10
Jānis Krišāns	7	2320	3222	81702	11
Gaļina Skorobogatova	10	2316	3218	81702	12
Zenta Tretjaka	8	2222	3239	81587	13
Veronika Beluza	14	1936	3210	81330	14
Inese Tenberga	13	1802	3195	81211	15
Jelena Toca	12	1847	3248	81203	16

* Mark: number of votes is equal to the number of valid ballots cast for the list minus the number of strike-outs of the name or surname of the candidate plus the number of "+" marks.

Last modified on: 2019-05-31 13:00

11. Nacionālā apvienība "Visu Latvijai!"-"Tēvzemei un Brīvībai/LNNK"

Valid papers: 77591 (16.40%)

Number of candidates: 16

Candidate	Nr. in list ↕	Pluses ↕	Crossings-out ↕	Votes* ↕	Place nr. ↕	Status
Roberts Zīle	1	54883	1870	130604	1	Elected
Dace Melbārde	2	15399	7626	85364	2	Elected
Edvīns Šnore	5	11263	5771	83083	3	
Ansis Pūpols	3	12519	8694	81416	4	
Jānis Dombrava	8	7272	7533	77330	5	
Rihards Kols	16	5243	6700	76134	6	
Aleksandrs Kiršteins	15	5367	7590	75368	7	
Jānis Grasbergs	4	3097	6791	73897	8	

Normunds Dzintars	13	2031	6706	72916	9
Jurgis Klotiņš	6	1740	6673	72658	10
Kārlis Krēsliņš	9	1684	6798	72477	11
Jāzeps Korsaks	14	1264	6563	72292	12
Guntis Libeks	12	1066	6550	72107	13
Jānis Tomels	10	930	6511	72010	14
Marika Zeimule	7	1189	6819	71961	15
Uldis Verners Brūns	11	788	6545	71834	16

* Mark: number of votes is equal to the number of valid ballots cast for the list minus the number of strike-outs of the name or surname of the candidate plus the number of "+" marks.

Last modified on: 2019-05-31 13:00

12. Rīcības partija

Valid papers: 791 (0.17%)

Number of candidates: 8

Candidate	Nr. in list ↕	Pluses ↕	Crossings-out ↕	Votes* ↕	Place nr. ↕	Status
Einārs Graudiņš	1	369	54	1106	1	
Ruslans Pankratovs	3	115	86	820	2	
Dainis Močs	4	80	76	795	3	
Jevgeņijs Koroļs	5	67	74	784	4	
Oļegs Nikiforovs	7	68	86	773	5	
Aleksandra Markova	8	54	83	762	6	
Igors Melņikovs	2	63	97	757	7	
Jelena Korņetova	6	47	90	748	8	

* Mark: number of votes is equal to the number of valid ballots cast for the list minus the number of strike-outs of the name or surname of the candidate plus the number of "+" marks.

Last modified on: 2019-05-31 13:00

13. Atmoda

Valid papers: 2242 (0.47%)

Number of candidates: 16

Candidate	Nr. in list ↕	Pluses ↕	Crossings-out ↕	Votes* ↕	Place nr. ↕	Status
Inguna Sudraba	1	1455	64	3633	1	
Gints Gābers	3	143	168	2217	2	
Mareks Raups	2	103	167	2178	3	
Inguna Kalniņa	9	84	156	2170	4	
Aivis Vasiļevskis	13	89	174	2157	5	
Frančeska Gēvele	5	88	176	2154	6	
Ieva Margarita Ozola	6	66	158	2150	7	
Aldis Vidužs	16	79	174	2147	8	

Aivars Grigulis	8	67	163	2146	9
Sandra Šteinberga	11	61	160	2143	10
Armands Agrums	4	63	167	2138	11
Jānis Liepiņš	10	57	161	2138	12
Anita Kokarēviča	14	58	168	2132	13
Jānis Āboliņš	15	56	166	2132	14
Ronalds Pambakers	7	52	167	2127	15
Jānis Jurgelis	12	50	168	2124	16

* Mark: number of votes is equal to the number of valid ballots cast for the list minus the number of strike-outs of the name or surname of the candidate plus the number of "+" marks.

Last modified on: 2019-05-31 13:00

14. "Centra partija"

Valid papers: 2312 (0.49%)

Number of candidates: 15

Candidate	Nr. in list ↕	Pluses ↕	Crossings-out ↕	Votes* ↕	Place nr. ↕	Status
Aigars Bitāns	3	1231	65	3478	1	
Normunds Grostiņš	1	598	174	2736	2	
Waldemar Herdt	2	436	212	2536	3	
Jānis Valtērvitenheims	13	133	189	2256	4	
Dainis Grabovskis	4	112	200	2224	5	
Edvīns Puķe	15	103	194	2221	6	
Aleksandrs Beļevičs	7	99	195	2216	7	
Igors Meija	5	85	198	2199	8	

Dzintars Zaļūksnis	8	79	192	2199	9
Anita Ozoliņa	12	76	191	2197	10
Ilze Mukāne	10	77	197	2192	11
Viktors Lelis	6	56	204	2164	12
Solvita Garkeviča	14	45	202	2155	13
Andžejs Zdanovičs	9	47	205	2154	14
Vladislavs Redjkins	11	49	211	2150	15

* Mark: number of votes is equal to the number of valid ballots cast for the list minus the number of strike-outs of the name or surname of the candidate plus the number of "+" marks.

Last modified on: 2019-05-31 13:00

15. Latvijas Sociāldemokrātiskā strādnieku partija

Valid papers: 922 (0.19%)

Number of candidates: 15

Candidate	Nr. in list ↕	Pluses ↕	Crossings-out ↕	Votes* ↕	Place nr. ↕	Status
Jānis Dinevičs	1	266	56	1132	1	
Kristaps Kauliņš	2	148	58	1012	2	
Indra Juste-Spila	10	60	51	931	3	
Margarita Krauča	5	64	59	927	4	
Dagnis Reinsons	6	47	59	910	5	
Malda Kristovska	3	50	64	908	6	
Aidis Herings	4	54	68	908	7	
Aivars Timofejevs	7	47	64	905	8	

Juris Dzelme	15	39	57	904	9
Viktors Zariņš	8	41	61	902	10
Modris Skujinš	14	33	59	896	11
Raimonds Lejnieks-Puķe	11	32	61	893	12
Rinalds Herings	12	35	65	892	13
Dagmāra Enkuzena	13	29	62	889	14
Juris Apinis	9	30	67	885	15

* Mark: number of votes is equal to the number of valid ballots cast for the list minus the number of strike-outs of the name or surname of the candidate plus the number of "+" marks.

Last modified on: 2019-05-31 13:00

16. Jaunā VIENOTĪBA

Valid papers: 124193 (26.24%)

Number of candidates: 16

Candidate	Nr. in list ↕	Pluses ↕	Crossings-out ↕	Votes* ↕	Place nr. ↕	Status
Valdis Dombrovskis	1	88959	2570	210582	1	Elected
Sandra Kalniete	2	60338	6993	177538	2	Elected
Inese Vaidere	5	33817	10185	147825	3	
Ojārs Ēriks Kalniņš	9	11533	9510	126216	4	
Atis Lejiņš	13	7946	10423	121716	5	
Girts Valdis Kristovskis	6	12043	15216	121020	6	
Andrejs Judins	10	7699	11768	120124	7	
Arvils Ašeradens	3	11448	18574	117067	8	

Aleksejs Loskutovs	8	7382	15031	116544	9
Zanda Kalniņa-Lukaševica	7	3842	11876	116159	10
Uģis Rotbergs	16	2067	12724	113536	11
Rebeka Kiršteina	12	1528	12452	113269	12
Kārlis Engēlis	15	1510	12525	113178	13
Kārlis Šadurskis	4	13161	24357	112997	14
Ints Dālderis	11	2694	14645	112242	15
Dmitrijs Golubevs	14	1212	14671	110734	16

* Mark: number of votes is equal to the number of valid ballots cast for the list minus the number of strike-outs of the name or surname of the candidate plus the number of "+" marks.

Last modified on: 2019-05-31 13:00

LITHUANIA

<https://www.vrk.lt/en/2019-europos-parlamento/rezultatai>



26 May 2019 Elections to the European Parliament

Last update 2019-06-03 11:56

Number of districts - 1972

Number of municipalities - 60

Municipality	Number of districts	Number of districts that handed over their data	Voters turnout	Leading list of candidates
1. Akmenė district	22	22	50.70	4. LSDP (26.00%)
2. Alytus city	23	23	51.32	4. LSDP (19.99%)
3. Alytus district	45	45	51.26	5. TS-LKD (18.56%)
4. Anykščiai district	35	35	52.40	5. TS-LKD (19.23%)
5. Birštonas	3	3	60.46	4. LSDP (27.94%)
6. Biržai district	32	32	51.67	4. LSDP (20.79%)
7. Druskininkai	14	14	55.49	4. LSDP (18.40%)
8. Elektrėnai	15	15	50.87	4. LSDP (14.79%)
9. Ignalina district	26	26	55.83	2. LVŽS (23.54%)
10. Jonava district	26	26	46.36	4. LSDP (21.79%)
11. Joniškis district	36	36	48.50	4. LSDP (21.31%)
12. Jurbarkas district	29	29	48.23	4. LSDP (17.43%)
13. Kaišiadorys district	30	30	50.06	4. LSDP (17.75%)
14. Kalvarija	17	17	43.52	4. LSDP (16.95%)
15. Kaunas city	91	91	57.26	5. TS-LKD (25.82%)
16. Kaunas district	57	57	56.84	5. TS-LKD (22.78%)
17. Kazlų Rūda	14	14	49.72	4. LSDP (19.36%)
18. Kelmė district	40	40	47.36	4. LSDP (24.60%)
19. Kėdainiai district	52	52	51.70	9. DP (25.32%)
20. Klaipėda city	55	55	50.82	5. TS-LKD (16.34%)
21. Klaipėda district	33	33	52.86	5. TS-LKD (15.58%)
22. Kretinga district	41	41	52.64	5. TS-LKD (15.47%)
23. Kupiškis district	24	24	51.29	4. LSDP (20.12%)
24. Lazdijai district	30	30	51.58	4. LSDP (18.93%)
25. Marijampolė	37	37	49.10	4. LSDP (22.57%)

26. Mažeikiai district	36	36	48.52	2. LVŽS (17.43%)
27. Molėtai district	24	24	52.03	5. TS-LKD (19.88%)
28. Neringa	3	3	65.60	5. TS-LKD (27.37%)
29. Pagėgiai	11	11	44.91	4. LSDP (18.41%)
30. Pakruojis district	38	38	49.55	4. LSDP (35.85%)
31. Palanga city	7	7	60.77	5. TS-LKD (22.02%)
32. Panevėžys city	29	29	55.17	5. TS-LKD (20.14%)
33. Panevėžys district	40	40	51.26	4. LSDP (17.67%)
34. Pasvalys district	35	35	51.57	4. LSDP (19.46%)
35. Plungė district	28	28	48.53	4. LSDP (16.68%)
36. Prienai district	27	27	49.99	4. LSDP (21.16%)
37. Ravišius district	28	28	47.01	4. LSDP (19.23%)
38. Raseiniai district	46	46	50.00	4. LSDP (20.40%)
39. Rietavas	8	8	49.52	4. LSDP (17.63%)
40. Rokiškis district	38	38	53.36	4. LSDP (20.16%)
41. Skuodas district	22	22	46.73	2. LVŽS (19.54%)
42. Šakiai district	34	34	52.17	4. LSDP (21.81%)
43. Šalčininkai district	36	36	55.73	8. KKŠS (64.09%)
44. Šiauliai city	34	34	54.84	4. LSDP (17.05%)
45. Šiauliai district	39	39	49.43	2. LVŽS (25.32%)
46. Šilalė district	27	27	48.99	17. PTT (25.67%)
47. Šilutė district	37	37	47.08	2. LVŽS (15.84%)
48. Širvintos district	23	23	51.54	11. LSDDP (13.74%)
49. Švenčionys district	26	26	49.39	2. LVŽS (13.86%)
50. Tauragė district	34	34	48.77	4. LSDP (21.38%)
51. Telšiai district	33	33	47.13	4. LSDP (17.19%)
52. Trakai district	28	28	48.87	8. KKŠS (15.66%)
53. Ukmergė district	27	27	50.89	4. LSDP (18.21%)
54. Utena district	30	30	54.80	4. LSDP (22.49%)
55. Varėna district	31	31	52.43	4. LSDP (20.03%)
56. Vilkaviškis district	43	43	48.49	4. LSDP (28.74%)
57. Vilnius city and voting abroad	152	152	58.87	5. TS-LKD (26.42%)
58. Vilnius district	53	53	57.80	8. KKŠS (42.45%)
59. Visaginas	16	16	34.83	8. KKŠS (24.84%)
60. Zarasai district	22	22	49.74	4. LSDP (18.78%)

Total	1972	1972	53.48	5. TS-LKD (18.67%) 4. LSDP (15.02%) 2. LVŽS (11.88%) 9. DP (8.50%) 16. LRLS (6.24%) 13. VKM-AMT (6.16%) 8. KKŠS (5.21%) 7. LCP (4.85%) 1. VKM-PRPJ (3.78%) 12. VKM-VRSV (3.17%) 17. PTT (2.59%) 11. LSDDP (2.23%) 3. LŽP (2.14%) 14. LLS (1.81%) 10. VKM-SLVE (1.26%) 6. LŠ (1.07%)
-------	------	------	-------	--

Explanation of shortenings

1.	Visuomeninis rinkimų komitetas „Prezidento Rolando Pakso judėjimas“	VKM-PRPJ
2.	Lithuanian Peasant Popular Union	LVŽS
3.	Lithuanian Green Party	LŽP
4.	Lithuanian Social Democratic Party	LSDP
5.	Homeland Union - Lithuanian Christian Democrats	TS-LKD
6.	Visuomeninis rinkimų komitetas „Lemiamas šuolis“	LŠ
7.	Lithuanian Centre Party	LCP
8.	"Valdemaro Tomaševskio blokas" Christian Families Union and Russians Alliance Coalition	KKŠS
9.	Labour Party	DP
10.	Visuomeninis rinkimų komitetas „Stipri Lietuva vieningoje Europoje“	VKM-SLVE
11.	Social Democratic Labour Party of Lithuania	LSDDP
12.	Visuomeninis rinkimų komitetas „Vytautas Radžvilas: susigrąžinkime valstybę!“	VKM-VRSV
13.	Visuomeninis rinkimų komitetas „Aušros Maldeikienės traukinys“	VKM-AMT
14.	Lithuanian Freedom Union (Liberals)	LLS
16.	Liberals Movement of the Republic of Lithuania	LRLS
17.	Party "Order and Justice"	PTT



26 May 2019 Elections to the European Parliament

Last update 2019-06-03 11:56

Elected Members of Europarlament

Sort by: candidate, by list

Candidate	List
Petras AUŠTREVČIUS	Liberals Movement of the Republic of Lithuania
Vilija BLINKEVIČIŪTĖ	Lithuanian Social Democratic Party
Rasa JUKNEVIČIENĖ	Homeland Union - Lithuanian Christian Democrats
Andrius KUBILIUS	Homeland Union - Lithuanian Christian Democrats
Aušra MALDEIKIENĖ	Visuomeninis rinkimų komitetas „Aušros Maldeikienės traukinys“
Raimondas Šarūnas MARČIULIONIS	Lithuanian Peasant Popular Union
Liudas MAŽYLIS	Homeland Union - Lithuanian Christian Democrats
Juozas OLEKAS	Lithuanian Social Democratic Party
Bronis ROPĖ	Lithuanian Peasant Popular Union
Valdemar TOMAŠEVSKI	"Valdemaro Tomaševskio blokas" Christian Families Union and Russians Alliance Coalition
Viktor USPASKICH	Labour Party

LUXEMBOURG

<https://elections.public.lu/fr/elections-europeennes/2019/resultats.html>

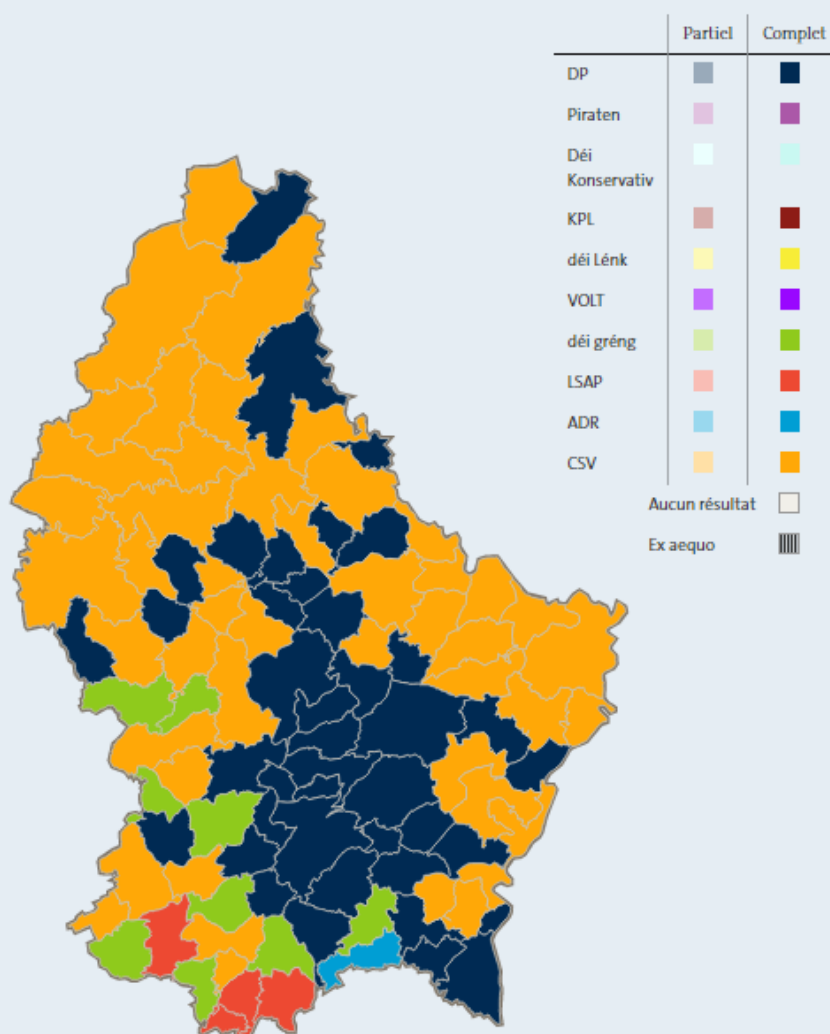
Élections européennes 2019

⌚ Derniers résultats reçus à 23h00



RÉSULTATS
OFFICIELS

687 bureaux sur 687 (100%) ont transmis les résultats complets.



Derniers résultats reçus

Découvrez les résultats parti par parti dans les graphes.

Beaufort

23h00 • résultats complets ●



Bech

23h00 • résultats complets ●



Beckerich

23h00 • résultats complets ●



Berdorf

23h00 • résultats complets ●



Bertrange

23h00 • résultats complets ●



Bettembourg

23h00 • résultats complets ●



Résultats détaillés

Groupement politique	Année	Suffrages de liste	Suffrages nominatifs	Total suffrages	Pourcentages	Représentation	Mandats
DP 	2014	79 062	94 193	173 255	14,77%	<div></div>	
	2019	128 616	140 294	268 910	21,44%	<div></div> ↑ 6,67	
Piraten 	2014	35 706	13 847	49 553	4,23%	<div></div>	0
	2019	73 998	22 581	96 579	7,7%	<div></div> ↑ 3,47	0
déi Konservativ 	2014	/	/	/	/		
	2019	4 134	2 518	6 652	0,53%	<div></div> ↑ 0,53	0
KPL 	2014	11 016	6 490	17 506	1,49%	<div></div>	0
	2019	8 424	5 899	14 323	1,14%	<div></div> ↓ -0,35	0
déi Lénk 	2014	38 724	28 799	67 523	5,76%	<div></div>	0
	2019	36 552	24 096	60 648	4,83%	<div></div> ↓ -0,93	0
VOLT 	2014	/	/	/	/		
	2019	16 134	10 349	26 483	2,11%	<div></div> ↑ 2,11	0
déi gréng 	2014	95 748	80 265	176 013	15,01%	<div></div>	
	2019	164 214	73 001	237 215	18,91%	<div></div> ↑ 3,9	

LSAP	2014	89 418	48 325	137 743	11,75%	<div></div>	1
LSAP	2019	91 824	61 076	152 900	12,19%	<div></div> ↑ 0,44	1
ADR	2014	59 964	28 341	88 305	7,53%	<div></div>	0
adr- <small>Aachener Demokraten Ammerlaan</small>	2019	75 342	50 646	125 988	10,04%	<div></div> ↑ 2,51	0
CSV	2014	292 896	148 627	441 523	37,65%	<div></div>	3
CSV	2019	178 944	85 721	264 665	21,1%	<div></div> ↓ -16,55	2

 Élu
  Ex aequo

Candidats élus

 Élu
  Ex aequo



GOERENS Charles
Demokratesch Partei
97 445 voix · 1^{ère} position nationale



METZ Tilly
d'ei gréng
55 359 voix · 3^{ème} position nationale



WISELER-SANTOS LIMA Isabel
Chrëschtlech-Sozial Vollekspartei
49 496 voix · 5^{ème} position nationale



HANSEN Christophe
Chrëschtlech-Sozial Vollekspartei
62 622 voix · 2^{ème} position nationale



SEMEDO Monica
Demokratesch Partei
50 890 voix · 4^{ème} position nationale

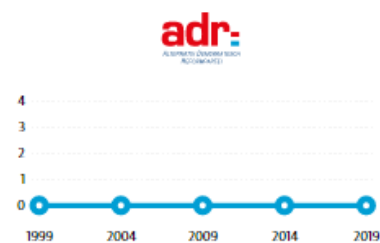
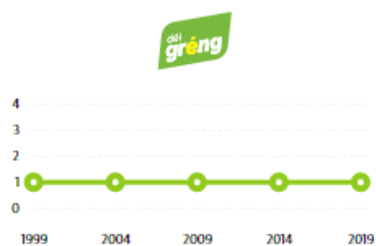
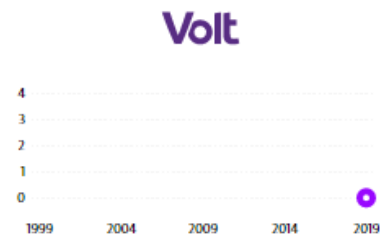
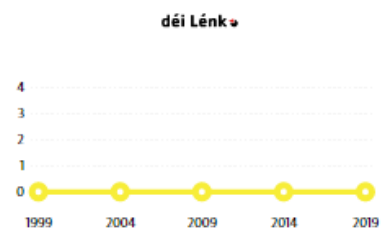
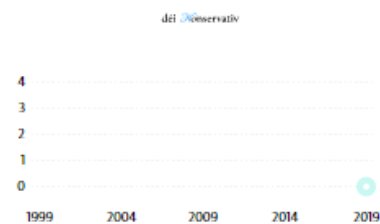
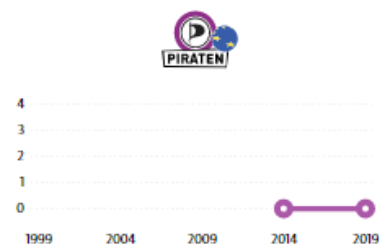


SCHMIT Nicolas
d'Sozialisten
39 000 voix · 10^{ème} position nationale

Evolution des mandats

VUE GRAPHIQUE

VUE TABULAIRE



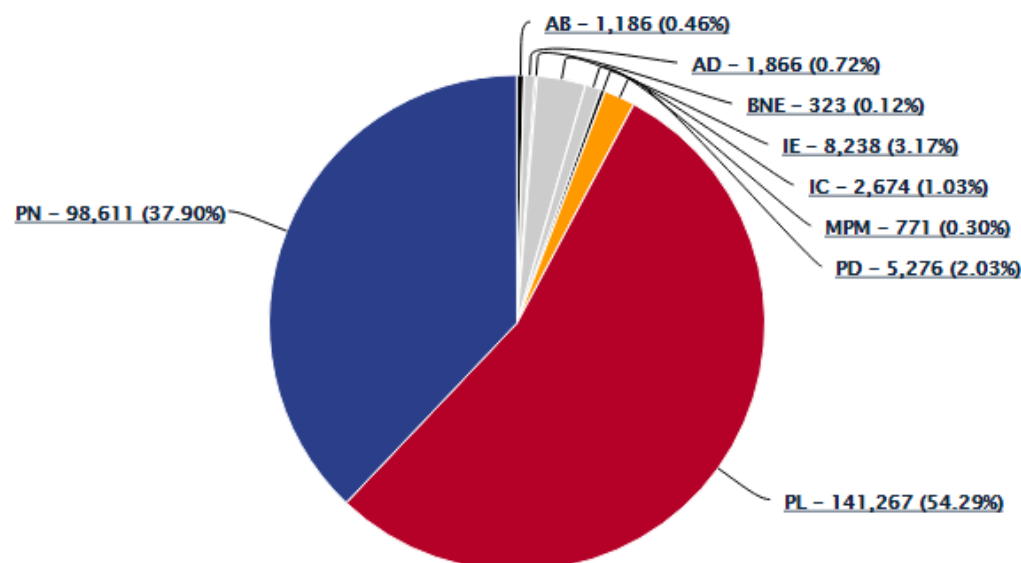
MALTA



MEP ELECTION

Select Year : 2019 ▼

MEP Election – 2019



Election Summary 2019

View Candidates

Date	25/05/2019
Seats	6
Quota	37,174
Registered Voters	371,643
Votes Cast	270,022 72.7%
Valid Votes	260,212 96.4%
Invalid Votes	9,810 3.6%


ELECTED CANDIDATES



Dalli, Miriam
Partit Laburista



Metsola, Roberta
Partit Nazzjonalista



Sant, Alfred
Partit Laburista



Casa, David
Partit Nazzjonalista



Agius Saliba, Alex
Partit Laburista



Cutajar, Josianne
Partit Laburista

RESULTS

Show Counts 1 - 5 ▼

Candidate Search:

	Count 1		Count 2		Count 3		Count 4		Count 5
Alleanza Bidla									
Dalli Gonzi, Rebecca	526	+7	533	+1	534	...	534	...	534
Grech Mintoﬀ, Ivan	660	+1	661	...	661	...	661	...	661
Alternattiva Demokratika									
Cacopardo, Carmel	1,021	+19	1,040	+1	1,041	...	1,041	...	1,041
Tolu, Mina	845	+21	866	+2	868	...	868	+1	869
Brain Not Ego									
Borg, Antoine Paul	323	+7	330	...	330	...	330	...	330
Imperium Europa									
Lowell, Norman	8,238	+90	8,328	+3	8,331	+4	8,335	...	8,335
Moviment Patrijotti Maltin									
Borg, Simon	577	+5	582	...	582	...	582	...	582
Megally, Naged	194	+2	196	...	196	...	196	...	196
Partit Demokratiku									
Appelgren, Camilla	3,053	+63	3,116	+9	3,125	...	3,125	...	3,125

Buttigieg, Anthony Emanuel	306	+3	309	+1	310	...	310	...	310
Cauchi Inglott, Martin	249	+3	252	+1	253	...	253	...	253
Farrugia, Godfrey	1,668	+19	1,687	+4	1,691	...	1,691	...	1,691
Partit Laburista									
Agius Saliba, Alex	18,808	+4,463	23,271	+1	23,272	...	23,272	...	23,272
Caruana, Josef	2,308	+458	2,766	...	2,766	...	2,766	...	2,766
Cassar, Noel	1,182	+286	1,468	...	1,468	...	1,468	...	1,468
Cutajar, Josianne	15,603	+5,661	21,264	+3	21,267	...	21,267	...	21,267
Dalli, Miriam	63,438	-26,264	37,174	...	37,174	...	37,174	...	37,174
Engerer, Cyrus	5,394	+2,200	7,594	+1	7,595	...	7,595	...	7,595
Busuttil, Felix	1,189	+699	1,888	...	1,888	...	1,888	...	1,888
Gauci, Mary	713	+207	920	...	920	...	920	+1	921
Grech, James	2,530	+326	2,856	+1	2,857	...	2,857	...	2,857
Micallef, Robert	595	+155	750	...	750	...	750	...	750
Sammut, Joseph Mario	1,747	+291	2,038	...	2,038	...	2,038	...	2,038
Sant, Alfred	26,592	+10,527	37,119	+2	37,121	+1	37,122	+2	37,124
Vassallo, Lorna	729	+319	1,048	...	1,048	...	1,048	...	1,048
Vella, Fleur Anne	439	+121	560	...	560	...	560	...	560

Partit Nazzjonalista									
Agius, Peter	10,474	+51	10,525	+89	10,614	+1	10,615	+1	10,616
Borg, Roselyn	2,155	+27	2,182	+72	2,254	...	2,254	...	2,254
Borg, Dione	1,176	+13	1,189	+13	1,202	...	1,202	+1	1,203
Briguglio, Michael	3,134	+29	3,163	+57	3,220	...	3,220	...	3,220
Casa, David	20,493	+48	20,541	+431	20,972	+1	20,973	+1	20,974
Mercieca, Michael	308	+2	310	+9	319	...	319	...	319
Metsola, Roberta	38,206	...	38,206	-1,032	37,174	...	37,174	...	37,174
Psaila, Frank	13,268	+53	13,321	+198	13,519	+1	13,520	...	13,520
Stellini, David	3,615	+10	3,625	+29	3,654	...	3,654	...	3,654
Zammit Dimech, Francis	5,782	+37	5,819	+98	5,917	...	5,917	...	5,917
Independent Candidate									
Aquilina, Joseph	43	...	43	...	43	+3	46	-46	...
Bonnici, Nazareno	376	+7	383	...	383	+2	385	+26	411
Borg, Mario	22	...	22	...	22	-22
Cassola, Arnold	2,127	+32	2,159	+6	2,165	+4	2,169	+6	2,175
Florian, Stephen	106	+2	108	...	108	+2	110	+2	112
Non-Transferrable Votes	0	...	0	...	0	+3	3	+5	8
Totals	260,212		260,212		260,212		260,212		260,212

NETHERLANDS

<https://www.verkiezingsuitslagen.nl/verkiezingen/detail/EP20190523>

[Home](#) > [Verkiezingen](#) > Europees Parlement 23 mei 2019

Europees Parlement 23 mei 2019

Opmerking: In twee gemeenten bestaat er verschil tussen het aantal kiesgerechtigden zoals vastgesteld door de gemeente en door het hoofdstembureau van de kieskring. In Borne bedroeg dat respectievelijk 18.029 en 7.837 en in Mill en Sint Hubert respectievelijk 8.778 en 8.789.

The Netherlands

☐ Compare

13,164,688 voters

5,519,776 (41.93%) rise

10,267 (0.19%) blank votes

11,696 (0.21%) invalid votes







5,497,813 valid votes

PvdA / European Social Democr... 19.01%

1,045,274 votes

6 seats

 [Show candidates](#)

 FCGM (French) Timmermans	839,240 80.29%
 AM (Agnes) Jongerius	109,987 10.52%
 KP (Kati) Piri	29,475 2.82%
 VER (Vera) Tax	12,760 1.22%
 PJG (Paul) Tang	8,497 0.81%
NM (Naomi) Woltring	5,339 0.51%
H. (Hedy) d 'Ancona	5,171 0.49%
LI (Lara) Wolters	4,888 0.47%
AJ (Anja) Timmer	4,521 0.43%
S. (Sham) Ahmed	3,545 0.34%
F. (Fardau) Procee	3,502 0.34%
MJ (Max) van den Berg	3,301 0.32%
 M. (Mohammed) Chahim	2,825 0.27%
R. (Ralph) du Long	1,736 0.17%
HS (Henk) Deinum	1,730 0.17%
A. (Arina) Angerman	1,606 0.15%





R. (Richard) Moti	1,509 0.14%
M. (Mark) Lauriks	1,351 0.13%
LTA (Thijs) Reuten	1,222 0.12%
KJR (Kavish) Bisseswar	958 0.09%
AA (Albert) de Vries	913 0.09%
YES (Jerzy) Soetekouw	717 0.07%
B. (Bart) Pierik	481 0.05%

VVD 14.64%

805,100 votes

4 seats

 [Show candidates](#)

 M. (Malik) Azmani	365,155 45.36%
 CMAW (Caroline) Nagtegaal-van Do...	163,279 20.28%
 J. (Jan) Huitema	115,738 14.38%
 ENAJ (Liesje) Schreinemacher	37,519 4.66%
B. (Bart) Groothuis	21,353 2.65%
HC (Catharina) Rinzema	14,749 1.83%
F. (Falco) Hoekstra	10,315 1.28%
RJ (Roelien) Kamminga	10,187 1.27%
MAD (Monique) Fasol	9,895 1.23%
BEA (Boaz) Adank	9,768 1.21%
SB (Sjoerd) Bakker	6,730 0.84%
A. (Anouk) van Brug	6,372 0.79%
JJE (Jeroen) Janssen	5,245 0.65%
JM (Jacques Michel) Bloi	4,781 0.59%





DGP (Dominique) Boelen	4,079 0.51%
M. (Martijn) Grevink	4,047 0.5%
RN (René) Bos	3,124 0.39%
CD (Christiaan) Black	2,723 0.34%
JH (Johan) van Rijn	2,548 0.32%
WM (Maurice) Hoogeveen	2,447 0.3%
MV (Michael) Pistecky	2,406 0.3%
IS (Igor) Bal	1,771 0.22%
MEP (Marc) Clercx	869 0.11%

CDA - European People's Party 12.18%

669,555 votes

4 seats

 [Show candidates](#)




 EMR (Esther) de Lange	402,975 60.19%
 JMG (Annie) Schreijer-Pierik	113,914 17.01%
 JJM (Jeroen) Lenaers	50,121 7.49%
 TBW (Tom) Berendsen	28,579 4.27%
HJ (Henk Jan) Ormel	11,084 1.66%
C. (Chantal)	Hak ax 10,867
J. (Sjaak) van der Tak	8,058 1.2%
RF (Friso) Douwstra	6,683 1%
EM (Eveline) Herben	5,871 0.88%
TCWM (Theo) Alkemade	5,867 0.88%
DR (Daan) Versteeg	5,750 0.86%
RW (Robert) de Wit	5,640 0.84%

KMH (Karla) Peijs	5,627 0.84%
CAIJ (Caspar) Rutten	3,772 0.56%
AJ (Albert Jan) Size	2,094 0.31%
BJ (Bas Jan) van Bochove	1,521 0.23%
JAH (Jimmy) Bastings	1,132 0.17%

Forum for Democracy 10.96%

602,507 votes
3 seats

[Show candidates](#)

 DJ Eppink	339,988 % 56.43
 THP Baudet	164,711 27.34%
 RBS Rose	41,323 6.86%
D. Smoke	maker 2.56% 15,403
RJ Rooker	10,143 1.68%
MP Hoogeveen	9,521 1.58%
SEP van Odijk	6,335 1.05%
FJH Jansen	6,071 1.01%
PML Frentrop	2,759 0.46%
AHJW van Schijndel	2,709 0.45%
AJA Beukering	2,040 0.34%
GFC van Meijeren	1,504 0.25%

GREEN LINKS 10.9%

599,283 votes
3 seats

[Show candidates](#)

 B. (Bas) Eickhout	263,034 43.89%
---	--------------------------

👤 MHA (Tineke) Strik	149,628
	24.97%
👤 K. (Kim) van Sparrentak	32,505
	5.42%
S. (Sabine) Clock	26,949
	4.5%
EA (Eline) van Nistelrooij	26,250
	4.38%
J. (Judith) Sargentini	14,309
	2.39%
T. (Touria)	Meliani
1.63%	9,782
J. (Jeroni) Vergeer	8,942
	1.49%
RJ (Jasper) Green	8,849
	1.48%
G. (Glimina) Chakor	8,321
	1.39%
C. (Claudia) Hofemann	7,650
	1.28%
M. (Mieke) van der Vegt	7,497
	1.25%
SJH (Sylvana) Rikkert	6,052
	1.01%
AS (Sjoukje) van Oosterhout	5,652
	0.94%
DJ (Dirk-Jan) Koch	5,282
	0.88%
HI (Hagar) Roijackers	5,132
	0.86%
CC (Cathelijne)	Bouwkamp
0.74%	4,419
MPAG (Marij) Pollux	3,520
	0.59%
PM (Patricia) Brunklaus	3,069
	0.51%
M. (Sander) Chan	2,441
	0.41%
<hr/>	
Democrats 66 (D66)	7.09%
389,692 votes	
2 seats	
🔍 Show candidates	
👤 SH (Sophie) in 't Veld	248,383
	63.74%
👤 S. (Samira) Rafaela	32,510
	8.34%



RM (Raoul) Boucke	22,500 5.77%
KEA (Emily) van de Vijver	17,269 4.43%
JC (Jan) Terlouw	13,577 3.48%
FCO (Felix) Klos	8,451 2.17%
S. (Sjoerd) Warmerdam	6,938 1.78%
R. (Raquel) Garcia Hermida-van der W...	6,517 1.67%
E. (Eva) van Wijngaarden	5,857 1.5%
SJ (Susanne) Caarls	4,894 1.26%
VHA (Vic) van Dijk	4,044 1.04%
JM (Anita) Pannebakker	2,868 0.74%
EFCN (Emma) Laurijssens-van Engele...	2,693 0.69%
JCW (John) Nederstigt	2,175 0.56%
HAP (Rita) Braam-van Valkengoed	2,012 0.52%
CJ (Caecilia) from Peski	1,389 0.36%
SAW (Stef) Stevens	1,294 0.33%
FE (Franklin) Boon	1,065 0.27%
CA (Conny) van Stralen	1,042 0.27%
BT (Bastiaan) Winkel	1,014 0.26%
JLA (Johanna) Boogerd-Quaak	979 0.25%
A. (Andor) Admiraal	723 0.19%
AS (Fons) van der Ham	667 0.17%
TJW (Thierry) de Heer	621 0.16%
AF (Andreas) Zenthöfer	210 0.05%

Christian Union SGP 6.83%

375,660 votes

2 seats

[Show candidates](#)

 P. (Peter) van Dalen	240,459 64.01%
 HJA (Bert-Jan) Ruissen	44,416 11.82%
A. (Anja) Haga	37,813 10.07%
SJ (Simone) Kennedy-Doorbos	6,776 1.8%
AT (Anne) Strijker	4,723 1.26%
J. (Johanna) Koffeman-Kramer	4,148 1.1%
KA (Klariska) ten Napel	3,552 0.95%
PN (Nathanael) Middelkoop	3,325 0.89%
H. (Henk) van den Berge	3,024 0.8%
AN (Arjen) Dry	2,951 0.79%
A. (Arnold) Versteeg	2,801 0.75%
DGM (Don) Cedar	2,726 0.73%
E. (Evert-Jan) Brouwer	2,600 0.69%
JA (Jan) Schippers	1,911 0.51%
MJ (Maaïke) Niemeijer-Schaap	1,502 0.4%
EJ (Ephraim) Heart	1,479 0.39%
H. (Henri) Krooneman	1,336 0.36%
A. (Ardjan) Boersma	1,336 0.36%
PTA (Patience) Mayaki-van der Horst	1,207 0.32%
JH (Jan Henk) Verburg	1,131 0.3%
MJ (Maarten) van de Fliert	1,110 0.3%


JW (Hans) Kitchen	931 0.25%
GA (Gijsbrecht) Gunter	831 0.22%
ADJM (Anil) Kumar	804 0.21%
JH (Jannes) de Jong	634 0.17%
R. (Rob) Jonkman	532 0.14%
HF (Henk) Massink	410 0.11%
PJL (Leonard) den Boef	408 0.11%
FJC (Jarno) Volmer	393 0.1%
ZJB (Bryant) Heng	391 0.1%

Animal party 4.02%

220,938 votes

1 seat

 [Show candidates](#)


 AAH (Anja) Hazekamp	136,224 61.66%
GSL (Stephanie) van Voorthuizen	13,462 6.09%
ES (Eva) Akerboom	12,290 5.56%
E. (Esther) Ouwehand	11,215 5.08%
FP (Frank) Wassenberg	8,943 4.05%
JFW (Johnas) van Lammeren	4,683 2.12%
MEC (Michelle) van Doorn	4,391 1.99%
K. (Kirsten) de Wrede	4,271 1.93%
AHK (Carla) van Viegen	3,881 1.76%
LR (Luuk) van der Veer	2,987 1.35%
MC (Marco) van der Wel	2,838 1.28%
ER (Ewald) Engelen	2,740 1.24%

M. (Maaïke) Moulijn	2,579 1.17%
PSML (Pascal) Plusquin	2,436 1.1%
APR (Kelly) Mannoesingh	1,987 0.9%
SE (Sebastiaan) Wolswinkel	1,774 0.8%
L. (Leonie) Establishment	1,428 0.65%
MGW (Matt) Kanters	1,274 0.58%
T. (Tim) Feij	943 0.43%
F. (Falco) van Hassel	592 0.27%

50PLUS 3.91%

215,199 votes
1 seat

 [Show candidates](#)

 AJM (Toine) Manders	127,228 59.12%
EC (Emmy) van der Kleij	24,723 11.49%
HCM (Henk) Krol	10,637 4.94%
KLR (Roy) Ho Ten Soeng	7,454 3.46%
MMC (Marlon) van Dalen	6,311 2.93%
L. (Léonie) Sazias	5,536 2.57%
W. (Wilma) Richter	4,198 1.95%
EMN (Nicoline) Maarschalk Meijer	3,683 1.71%
A. (Adriana) Hernández Martínez	3,351 1.56%
AMB (Bennie) van Est	3,023 1.4%
GLC (George) Lernout	2,707 1.26%
K. (Klaas) Hamersma	2,386 1.11%
R. (Rosa) Molenaar	1,959 0.91%
JH (Sjef) van Put	1,913 0.89%

LMM (Lorenzo) van der Weiden	1,562 0.73%
MJ (Martin) van Rooijen	1,398 0.65%
MMH (Monique) Sanders	1,334 0.62%
CM (Corrie) van Brenk	1,310 0.61%
JC (Johan) Hessing	842 0.39%
RF (Roberto) Schols	763 0.35%
FE (Frank) Engelman	690 0.32%
HC (Helen) Stuger	476 0.22%
RPJJ (Rob) van den Hoek	468 0.22%
TMJ (Theo) Hoppenbrouwers	468 0.22%
WR (Roy) Zuiverloon wage	347 0.16%
RH (Ruud) van Acquoij	221 0.1%
ACP (Andre) van Wanrooij	211 0.1%

PVV (Party for Freedom) 3.53%

194,178 votes

 [Show candidates](#)

G. (Geert) Wilders	83,448 42.98%
MJRL (Marcel) de Graaff	81,073 41.75%
P. (Patricia) van der Kammen	8,627 4.44%
AJ (Auke) Zijlstra	7,007 3.61%
OR (Olaf) Stuger	5,127 2.64%
IHC (Ino) van den Besselaar	2,516 1.3%
MCH (Maikel) Boon	1,946 1%
A. (Andre) Elissen	1,861 0.96%
M. (Marco) Deen	1,733 0.89%

MS (Menno) Ludriks	840
	0.43%

SP (Socialist Party)	3.37%
-----------------------------	-------

185,224 votes

 [Show candidates](#)

AJ (Arnout) Hoekstra	93,809
	50.65%

JA (Jannie) Visscher	35,498
	19.16%

F. (Fenna) Feenstra	10,846
	5.86%

R. (Remine) Alberts-Oosterbaan	4,169
	2.25%

G. (Geert) Ritsema	3,792
	2.05%

ECL (Ellen) Increase	3,153
	1.7%

JMAM (Jan) de Wit	2,623
	1.42%

J. (Jay) Pahladsingh	2,590
	1.4%

J. (Jannie) Drenthe	2,229
	1.2%

SA (Sara) Murawski	2,033
	1.1%

K. (Krista) van Velzen	2,030
	1.1%

WLM (William) van den Heuvel	1,929
	1.04%

M. (Meltem) Okcu	1,907
	1.03%

RD (Renske) Helmer-Englebert	1,876
	1.01%

YES (Josje) Beukema	1,751
	0.95%

D. (Daphne) ten Klooster	1,556
	0.84%

GJ (Jan) Zoll	1,464
	0.79%

AHJ (Ton) Heerschop	1,362
	0.74%

LH (Lisa) de Leeuw	1,328
	0.72%

WR (Wouter) van der Staak	1,321
	0.71%

S. (Sibel) Ozoğul-Ozen	1,181
	0.64%

NM (Nicole) van Gemert	1,164 0.63%
JB (Jos) van der Horst	1,117 0.6%
AM (Ad) Meijer	1,096 0.59%
LR (Rosita) van Gijlswijk	906 0.49%
DM (Diederik) van der Loo	878 0.47%
G. (Ger) van Unen	633 0.34%
TG (Tjitske) Hoekstra	627 0.34%
DWJ (Diederik) Olders	356 0.19%

Volt the Netherlands 1.93%

106,004 votes

[Show candidates](#)

RJA (Reinier) van Lanschot	51,621 48.7%
N. (Nilüfer) Birds	21,951 20.71%
EGR (Bibi) Wielinga	9,465 8.93%
J. (Juliet) Broersen	3,342 3.15%
R. (Roos) Habets	2,329 2.2%
LAJM (Laurens) Ties	1,973 1.86%
IV (Ilca) Italianer	1,641 1.55%
M. (Marieke) Koekkoek	1,599 1.51%
CG (Chris) Luth	1,396 1.32%
A. (Aida) Tunović	1,395 1.32%
L. (Liping) Oerlemans	1,340 1.26%
EP (Elmar) Theune	1,201 1.13%
MAN (Mark) Coenen	1,088 1.03%
R. (Reyhan) Çiğdem	993 0.94%

E. (Elske) Kroesen	841
	0.79%
LJ (Lars) Jongerius	757
	0.71%
JJ (Justus) de Visser	681
	0.64%
JP (Jasper) Munnichs	575
	0.54%
D. (Doke) Hoekstra	353
	0.33%
KM (Koen) Janssen	342
	0.32%
TE (Tom) Bolsius	338
	0.32%
JP (Jason) Halbgewachs	300
	0.28%
CWA (Coen) van de Kraats	285
	0.27%
B. (Boris) van Bokhoven	198
	0.19%

THINK 1.1%

60,669 votes

 [Show candidates](#)

A. (Ayhan) Tonca	25,302
	41.7%
T. (Tunahan) Kuzu	20,350
	33.54%
F. (Farid) Azarkan	3,899
	6.43%
N. (Nadia) El Ouahdani	2,940
	4.85%
MI (Ibrahim) Ghazi	1,613
	2.66%
GEE (Gideon) Everduim	1,432
	2.36%
A. (Aiman) El-Gharabawy	1,400
	2.31%
N. (Naida) Ribić-Gradečak	868
	1.43%
HM (Huda) Sufyan	746
	1.23%
ML (Luiza) Soares	632
	1.04%
G. (Gladys) Albitrouw	549
	0.9%
Ş. (Serif) Uysal	456
	0.75%

SZS (Sarah) Al-Rubey	270 0.45%
HA (Harry) van Heerden	212 0.35%

from the Region & Pirate Party 0.19%

10,692 votes

[Show candidates](#)

SG (Sent) Wierda	4,291 40.13%
AM (Astrid) Abendroth	1,491 13.95%
A. (Ahmed) Aarad	800 7.48%
A. (Rianne) Orsel	711 6.65%
AC (André) Linen sofa	697 6.52%
MA (Matthijs) Pontier	640 5.99%
K. (Karim) Maassen	334 3.12%
A. (Anne) de Bruijn	255 2.38%
DG (Daniel) van Tulder	210 1.96%
T. (Teunis) van Nes	193 1.81%
GJ (Gertjan) Kleinpaste	153 1.43%
JGP (Jan) Best	141 1.32%
JA (John) Sweenen	140 1.31%
LJ (Leo) van Oudheusden	135 1.26%
MC (Maarten) Wienbelt	126 1.18%
T. (Tim) Weening	102 0.95%
DR (Danny) Werner	78 0.73%
AFJ (Antoon) Huigens	74 0.69%
KA (Khalid) Chaudry	71 0.66%
H. (Rakesh) Mile	50 0.47%

The greens 0.17%

9,546 votes

[Show candidates](#)

P. (Paul) Berendsen **4,456**
46.68%

APA (Angela) Zikking **2,609**
27.33%

VE (Vera) ter Haar - van Oyen **548**
5.74%

RME (Reina) van Zwoll **538**
5.64%

EJ (Nora) Borsboom **538**
5.64%

W. (Wim) Bijma **212**
2.22%

AJR (Adriaan) Smeekes **186**
1.95%

CJT (Hans) Baarslag **178**
1.86%

TFM (Tom) Bakkers **108**
1.13%

L. (Luuk) Hofman **107**
1.12%

D. (David) Blik **66**
0.69%

JESUS LIVES 0.15%

8,292 votes

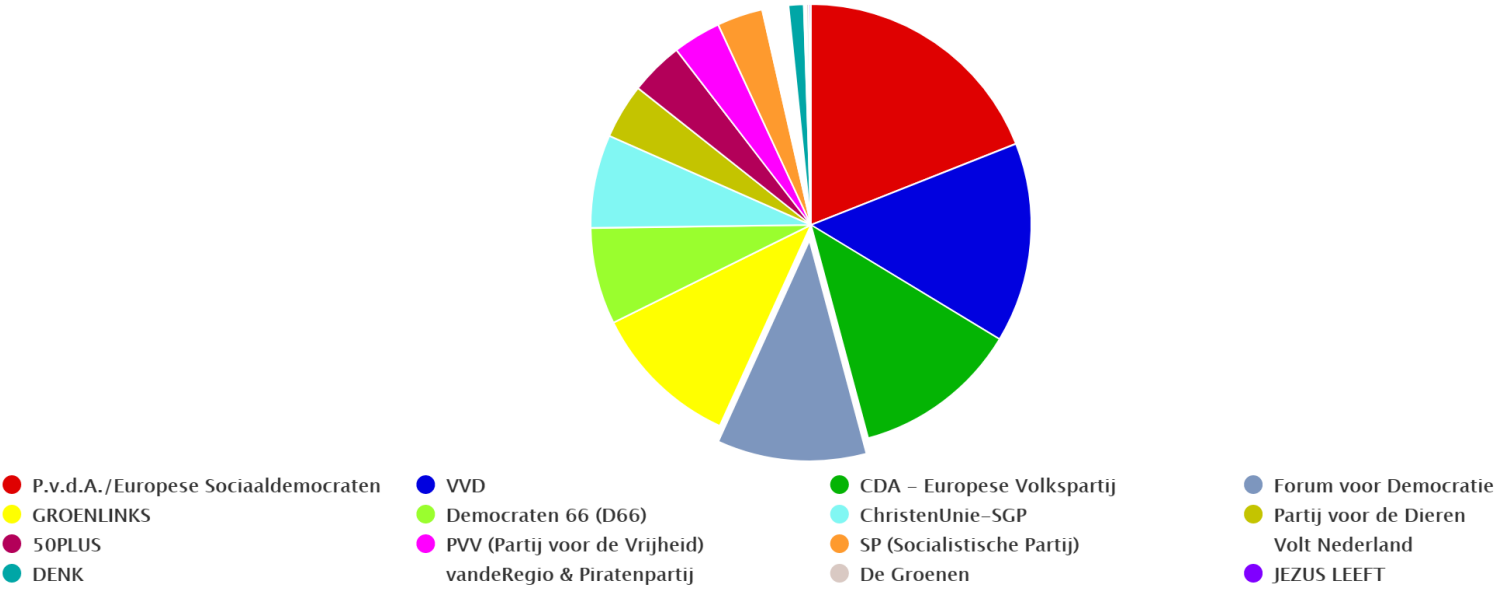
[Show candidates](#)

FIA van der Spek **6,433**
77.58%

MJ Westhoven **1,008**
12.16%

JAC van Ooijen **851**
10.26%

Verdeling tussen partijen



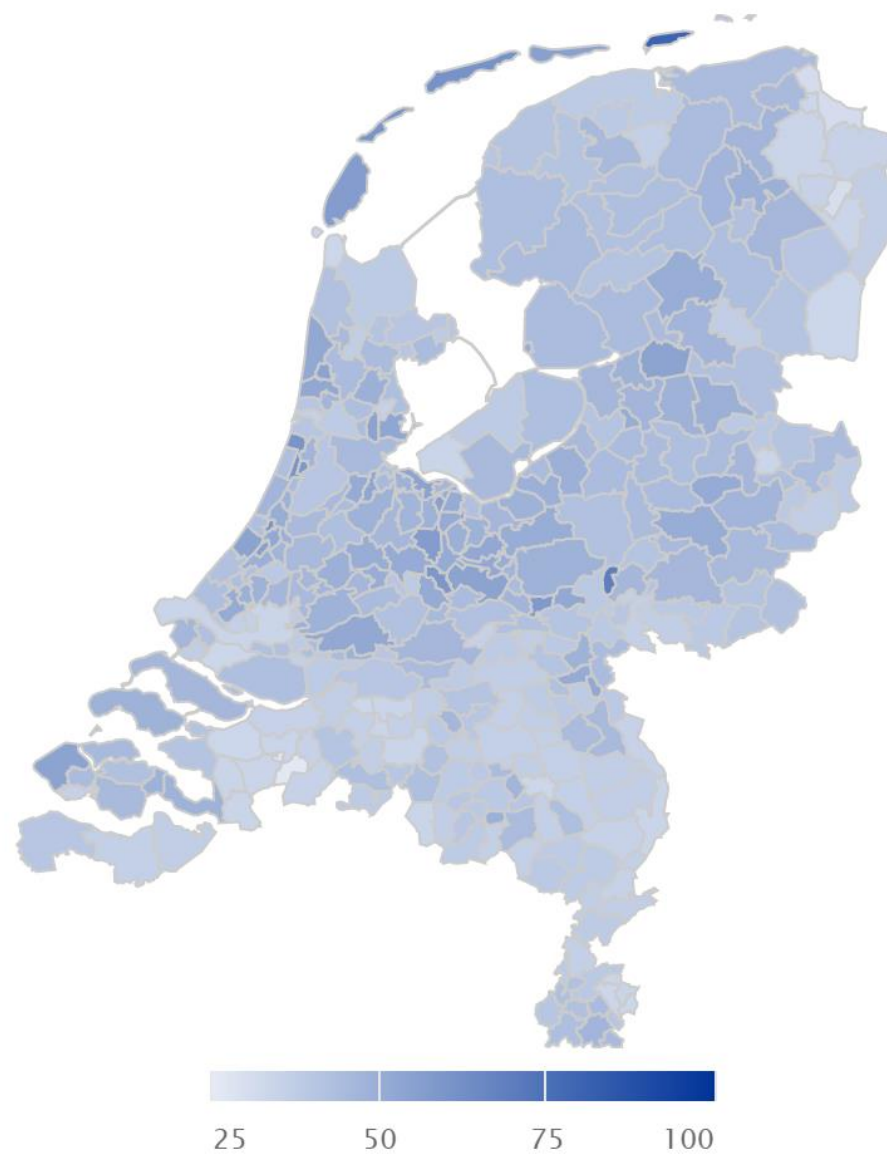
Grootste
partij



- 50PLUS
- ChristenUnie–SGP
- GROENLINKS
- VVD

- CDA – Europese Volkspartij
- Forum voor Democratie
- P.v.d.A./Europese Sociaaldemocraten

Opkomst



POLAND

<https://wybory.gov.pl/pe2019/pl/wyniki/pl>

Wybory do Parlamentu Europejskiego 2019



[Zawne](#) [Kalendarz wyborczy](#) [Komitety](#) [Kandydaci](#) [Wyszukiwarka obwodów](#) [Organy wyborcze](#) **[Wyniki](#)** [Frekwencja](#) [Dane w arkuszach](#)

Wyniki głosowania - Polska



Okręg wyborczy [siedziba]
Nr 1 [Gdańsk]
Nr 2 [Bydgoszcz]
Nr 3 [Olsztyn]
Nr 4 [Warszawa]
Nr 5 [Warszawa]
Nr 6 [Łódź]
Nr 7 [Poznań]
Nr 8 [Lublin]
Nr 9 [Rzeszów]
Nr 10 [Kraków]
Nr 11 [Katowice]
Nr 12 [Wrocław]
Nr 13 [Gorzów Wielkopolski]

Wyniki komitetów

Komitet	Liczba głosów	Procent głosów	Liczba mandatów	Procent mandatów
KOMITET WYBORCZY PRAWO I SPRAWIEDLIWOŚĆ	6 192 780	<div><div></div></div> 45,38%	27	<div><div></div></div> 51,92%
KOALICYJNY KOMITET WYBORCZY KOALICJA EUROPEJSKA PO PSL SLD .N ZIELONI	5 249 935	<div><div></div></div> 38,47%	22	<div><div></div></div> 42,31%
KOMITET WYBORCZY WIOSNA ROBERTA BIEDRONIA	826 975	<div><div></div></div> 6,06%	3	<div><div></div></div> 5,77%
KOMITET WYBORCZY WYBORCÓW KONFEDERACJA KORWIN BRAUN LIROY NARODOWCY	621 188	<div><div></div></div> 4,55%	0	<div><div></div></div> 0,00%
KOMITET WYBORCZY WYBORCÓW KUKIZ'15	503 564	<div><div></div></div> 3,69%	0	<div><div></div></div> 0,00%
KOALICYJNY KOMITET WYBORCZY LEWICA RAZEM - PARTIA RAZEM, UNIA PRACY, RSS	168 745	<div><div></div></div> 1,24%	0	<div><div></div></div> 0,00%
KOMITET WYBORCZY WYBORCÓW POLSKA FAIR PLAY BEZPARTYJNI GWIAZDOWSKI	74 013	<div><div></div></div> 0,54%	0	<div><div></div></div> 0,00%
KOALICYJNY KOMITET WYBORCZY POLEXIT - KOALICJA	7 900	<div><div></div></div> 0,06%	0	<div><div></div></div> 0,00%
KOMITET WYBORCZY JEDNOŚĆ NARODU	2 211	<div><div></div></div> 0,02%	0	<div><div></div></div> 0,00%
KOMITET WYBORCZY RUCH PRAWDZIWA EUROPA – EUROPA CHRISTI	0	<div><div></div></div> 0,00%	0	<div><div></div></div> 0,00%
Razem	13 647 311	<div><div></div></div> 100%	52	<div><div></div></div> 100%


Lista kandydatów, którzy otrzymali mandaty

Nazwisko i imiona ▲	Komitet ▲	Okręg wyborczy [siedziba] ▲
ADAMOWICZ Magdalena	KOALICYJNY KOMITET WYBORCZY KOALICJA EUROPEJSKA PO PSL SLD .N ZIELONI	Nr 1 [Gdańsk]
ARŁUKOWICZ Bartosz Adam	KOALICYJNY KOMITET WYBORCZY KOALICJA EUROPEJSKA PO PSL SLD .N ZIELONI	Nr 13 [Gorzów Wielkopolski]
BALT Marek Paweł	KOALICYJNY KOMITET WYBORCZY KOALICJA EUROPEJSKA PO PSL SLD .N ZIELONI	Nr 11 [Katowice]
BELKA Marek Marian	KOALICYJNY KOMITET WYBORCZY KOALICJA EUROPEJSKA PO PSL SLD .N ZIELONI	Nr 6 [Łódź]
BIEDROŃ Robert	KOMITET WYBORCZY WIOSNA ROBERTA BIEDRONIA	Nr 4 [Warszawa]
BIELAN Adam Jerzy	KOMITET WYBORCZY PRAWO I SPRAWIEDLIWOŚĆ	Nr 5 [Warszawa]
BRUDZIŃSKI Joachim Stanisław	KOMITET WYBORCZY PRAWO I SPRAWIEDLIWOŚĆ	Nr 13 [Gorzów Wielkopolski]
BUZEK Jerzy Karol	KOALICYJNY KOMITET WYBORCZY KOALICJA EUROPEJSKA PO PSL SLD .N ZIELONI	Nr 11 [Katowice]
CIMOSZEWICZ Włodzimierz	KOALICYJNY KOMITET WYBORCZY KOALICJA EUROPEJSKA PO PSL SLD .N ZIELONI	Nr 4 [Warszawa]
CZARNECKI Ryszard Henryk	KOMITET WYBORCZY PRAWO I SPRAWIEDLIWOŚĆ	Nr 4 [Warszawa]
DUDA Jarosław	KOALICYJNY KOMITET WYBORCZY KOALICJA EUROPEJSKA PO PSL SLD .N ZIELONI	Nr 12 [Wrocław]
FOTYGA Anna Elżbieta	KOMITET WYBORCZY PRAWO I SPRAWIEDLIWOŚĆ	Nr 1 [Gdańsk]
FRANKOWSKI Tomasz	KOALICYJNY KOMITET WYBORCZY KOALICJA EUROPEJSKA PO PSL SLD .N ZIELONI	Nr 3 [Olsztyn]
GRÄFIN VON THUN UND HOHENSTEIN Róża Maria	KOALICYJNY KOMITET WYBORCZY KOALICJA EUROPEJSKA PO PSL SLD .N ZIELONI	Nr 10 [Kraków]
HALICKI Andrzej Witold	KOALICYJNY KOMITET WYBORCZY KOALICJA EUROPEJSKA PO PSL SLD .N ZIELONI	Nr 4 [Warszawa]

<u>HETMAN Krzysztof Andrzej</u>	KOALICYJNY KOMITET WYBORCZY KOALICJA EUROPEJSKA PO PSL SLD .N ZIELONI	Nr 8 [Lublin]
HÜBNER Danuta Maria	KOALICYJNY KOMITET WYBORCZY KOALICJA EUROPEJSKA PO PSL SLD .N ZIELONI	Nr 4 [Warszawa]
JAKI Patryk Tomasz	KOMITET WYBORCZY PRAWO I SPRAWIEDLIWOŚĆ	Nr 10 [Kraków]
JARUBAS Adam Sebastian	KOALICYJNY KOMITET WYBORCZY KOALICJA EUROPEJSKA PO PSL SLD .N ZIELONI	Nr 10 [Kraków]
JURGIEL Krzysztof	KOMITET WYBORCZY PRAWO I SPRAWIEDLIWOŚĆ	Nr 3 [Olsztyn]
KALINOWSKI Jarosław	KOALICYJNY KOMITET WYBORCZY KOALICJA EUROPEJSKA PO PSL SLD .N ZIELONI	Nr 5 [Warszawa]
KARSKI Karol Adam	KOMITET WYBORCZY PRAWO I SPRAWIEDLIWOŚĆ	Nr 3 [Olsztyn]
KEMPA Beata Agnieszka	KOMITET WYBORCZY PRAWO I SPRAWIEDLIWOŚĆ	Nr 12 [Wrocław]
KLOC Izabela Helena	KOMITET WYBORCZY PRAWO I SPRAWIEDLIWOŚĆ	Nr 11 [Katowice]
KOHUT Łukasz Marcin	KOMITET WYBORCZY WIOSNA ROBERTA BIEDRONIA	Nr 11 [Katowice]
KOPACZ Ewa Bożena	KOALICYJNY KOMITET WYBORCZY KOALICJA EUROPEJSKA PO PSL SLD .N ZIELONI	Nr 7 [Poznań]
KOPCIŃSKA Joanna Maria	KOMITET WYBORCZY PRAWO I SPRAWIEDLIWOŚĆ	Nr 6 [Łódź]
KRASNODEBSKI Zdzisław Marek	KOMITET WYBORCZY PRAWO I SPRAWIEDLIWOŚĆ	Nr 7 [Poznań]
KRUK Elżbieta Małgorzata	KOMITET WYBORCZY PRAWO I SPRAWIEDLIWOŚĆ	Nr 8 [Lublin]
KUŹMIUK Zbigniew Krzysztof	KOMITET WYBORCZY PRAWO I SPRAWIEDLIWOŚĆ	Nr 5 [Warszawa]
LEGUTKO Ryszard Antoni	KOMITET WYBORCZY PRAWO I SPRAWIEDLIWOŚĆ	Nr 10 [Kraków]
LEWANDOWSKI Janusz Antoni	KOALICYJNY KOMITET WYBORCZY KOALICJA EUROPEJSKA PO PSL SLD .N ZIELONI	Nr 1 [Gdańsk]

LIBERADZKI Bogusław Marian	KOALICYJNY KOMITET WYBORCZY KOALICJA EUROPEJSKA PO PSL SLD .N ZIELONI	Nr 13 [Gorzów Wielkopolski]
ŁUKACIJEWSKA Elżbieta Katarzyna	KOALICYJNY KOMITET WYBORCZY KOALICJA EUROPEJSKA PO PSL SLD .N ZIELONI	Nr 9 [Rzeszów]
MAZUREK Beata	KOMITET WYBORCZY PRAWO I SPRAWIEDLIWOŚĆ	Nr 8 [Lublin]
MILLER Leszek Cezary	KOALICYJNY KOMITET WYBORCZY KOALICJA EUROPEJSKA PO PSL SLD .N ZIELONI	Nr 7 [Poznań]
MOŹDŻANOWSKA Andżelika Anna	KOMITET WYBORCZY PRAWO I SPRAWIEDLIWOŚĆ	Nr 7 [Poznań]
OCHOJSKA-OKOŃSKA Janina Maria	KOALICYJNY KOMITET WYBORCZY KOALICJA EUROPEJSKA PO PSL SLD .N ZIELONI	Nr 12 [Wrocław]
OLBRYCHT Jan Marian	KOALICYJNY KOMITET WYBORCZY KOALICJA EUROPEJSKA PO PSL SLD .N ZIELONI	Nr 11 [Katowice]
PORĘBA Tomasz Piotr	KOMITET WYBORCZY PRAWO I SPRAWIEDLIWOŚĆ	Nr 9 [Rzeszów]
RAFALSKA Elżbieta	KOMITET WYBORCZY PRAWO I SPRAWIEDLIWOŚĆ	Nr 13 [Gorzów Wielkopolski]
RZOŃCA Bogdan Józef	KOMITET WYBORCZY PRAWO I SPRAWIEDLIWOŚĆ	Nr 9 [Rzeszów]
SARYUSZ-WOLSKI Jacek Emil	KOMITET WYBORCZY PRAWO I SPRAWIEDLIWOŚĆ	Nr 4 [Warszawa]
SIKORSKI Radosław Tomasz	KOALICYJNY KOMITET WYBORCZY KOALICJA EUROPEJSKA PO PSL SLD .N ZIELONI	Nr 2 [Bydgoszcz]
SPUREK Sylwia Iwona	KOMITET WYBORCZY WIOSNA ROBERTA BIEDRONIA	Nr 7 [Poznań]
SZYDŁO Beata Maria	KOMITET WYBORCZY PRAWO I SPRAWIEDLIWOŚĆ	Nr 10 [Kraków]
TARCZYŃSKI Dominik	KOMITET WYBORCZY PRAWO I SPRAWIEDLIWOŚĆ	Nr 10 [Kraków]
TOBISZOWSKI Grzegorz Józef	KOMITET WYBORCZY PRAWO I SPRAWIEDLIWOŚĆ	Nr 11 [Katowice]
WASZCZYKOWSKI Witold Jan	KOMITET WYBORCZY PRAWO I SPRAWIEDLIWOŚĆ	Nr 6 [Łódź]
WIŚNIEWSKA Jadwiga Maria	KOMITET WYBORCZY PRAWO I SPRAWIEDLIWOŚĆ	Nr 11 [Katowice]
ZALEWSKA Anna Elżbieta	KOMITET WYBORCZY PRAWO I SPRAWIEDLIWOŚĆ	Nr 12 [Wrocław]
ZŁOTOWSKI Kosma Tadeusz	KOMITET WYBORCZY PRAWO I SPRAWIEDLIWOŚĆ	Nr 2 [Bydgoszcz]

PORTUGAL



Resultados

Candidatos

Afluência

Boletim de voto

Despacho

Ligações

Resultados globais

Território Nacional

Estrangeiro

Território Nacional e Estrangeiro

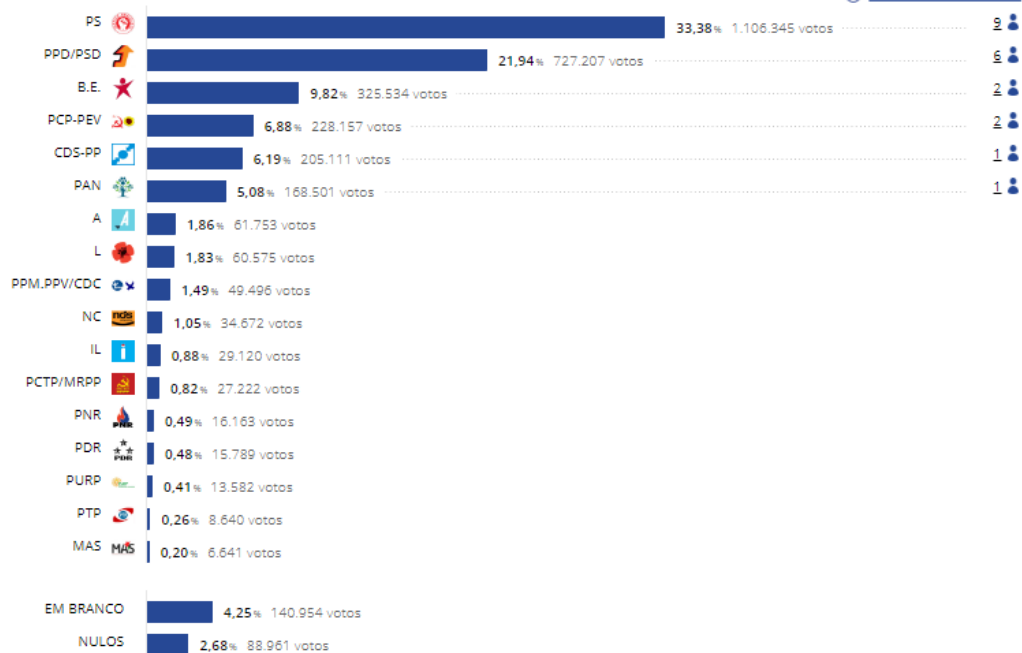
100 %

3.092 freguesias apuradas de 3.092 (0 por apurar)

100 consulados apurados de 100 (0 por apurar)

Resultados Globais

[Ver resultados de 2014](#)



Votantes
3.314.423 votantes
30,73%
10.786.049 inscritos

Mandatos atribuídos 21
Mandatos não atribuídos 0

Resolução da Assembleia da República n.º 81/2019

Recomenda ao Governo a adoção de medidas para garantir uma habitação digna aos refugiados acolhidos em Portugal

A Assembleia da República resolve, nos termos do n.º 5 do artigo 166.º da Constituição, recomendar ao Governo que:

a) Proceda, em articulação com a Associação Nacional dos Municípios Portugueses, ao levantamento dos edifícios públicos disponíveis para o acolhimento inicial de refugiados quando tal se mostre necessário;

b) Estabeleça, através do Instituto de Habitação e Reabilitação Urbana, em articulação com a Associação Nacional dos Municípios Portugueses e reforçando o uso dos Programas 1.º Direito ou Porta de Entrada, uma rede de habitações de autonomização de refugiados.

Aprovada em 10 de maio de 2019.

O Presidente da Assembleia da República, *Eduardo Ferro Rodrigues*.

112360432

Resolução da Assembleia da República n.º 82/2019

Recomenda ao Governo que elimine os impedimentos administrativos à efetivação do direito ao reagrupamento familiar de imigrantes e de requerentes de proteção internacional em Portugal.

A Assembleia da República resolve, nos termos do n.º 5 do artigo 166.º da Constituição, recomendar ao Governo que clarifique, e envie, a todas as representações diplomáticas do país, as situações-tipo relevantes constantes do n.º 2 e do n.º 4 do artigo 10.º do Decreto Regulamentar n.º 84/2007, de 5 de novembro, sem pôr em causa a efetivação do direito ao reagrupamento familiar quando os familiares do requerente estejam impossibilitados, por razões fora da sua disponibilidade, de cumprir o disposto no artigo 68.º do mesmo diploma.

Aprovada em 10 de maio de 2019.

O Presidente da Assembleia da República, *Eduardo Ferro Rodrigues*.

112360424

PRESIDÊNCIA E DA MODERNIZAÇÃO ADMINISTRATIVA E FINANÇAS

Portaria n.º 186/2019

de 18 de junho

A Portaria n.º 283/2014, de 31 de dezembro, aprovou as taxas a cobrar pelos serviços prestados pelo Gabinete Nacional de Segurança (GNS), tendo sido algumas entidades excecionadas deste regime na decorrência da alteração introduzida pelo Decreto-Lei n.º 33/2018, de 15 de maio.

Importa, agora, proceder a um ajustamento na identificação das entidades que se encontram excecionadas do pagamento de taxas ao GNS, em virtude da próxima colaboração que desenvolvem com este serviço.

Assim:

Ao abrigo do disposto no n.º 3 do artigo 9.º do Decreto-Lei n.º 290-D/99, de 2 de agosto, na sua redação atual,

no n.º 3 do artigo 11.º do Decreto-Lei n.º 3/2012, de 16 de janeiro, na sua redação atual, e no n.º 3 do artigo 92.º da Lei n.º 96/2015, de 17 de agosto, manda o Governo, pela Ministra da Presidência e da Modernização Administrativa e pelo Ministro das Finanças, o seguinte:

Artigo 1.º

Alteração à Portaria n.º 283/2014, de 31 de dezembro

O artigo 2.º da Portaria n.º 283/2014, de 31 de dezembro, na sua redação atual, passa a ter a seguinte redação:

«Artigo 2.º

[...]

1 — [...]

2 — Excecionam-se do disposto no número anterior os serviços prestados pelo GNS às forças e serviços de segurança, aos demais organismos que integram o Sistema de Informações da República Portuguesa e aos demais serviços da área governativa da Administração Interna.»

Artigo 2.º

Entrada em vigor

A presente portaria produz efeitos a partir do dia seguinte ao da sua publicação.

A Ministra da Presidência e da Modernização Administrativa, *Mariana Guimarães Vieira da Silva*, em 7 de junho de 2019. — O Ministro das Finanças, *Mário José Gomes de Freitas Centeno*, em 14 de junho de 2019.

112378878

COMISSÃO NACIONAL DE ELEIÇÕES

Mapa Oficial n.º 5/2019

Eleição dos deputados ao Parlamento Europeu realizada em 26 de maio de 2019

Em cumprimento das disposições conjugadas do n.º 6 do artigo 12.º e do artigo 16.º da Lei n.º 14/87, de 29 de abril, do artigo 111.º do Decreto-Lei n.º 319-A/76, de 3 de maio, e do artigo 115.º da Lei n.º 14/79, de 16 de maio, a Comissão Nacional de Eleições torna público o mapa oficial com o resultado da eleição e a relação dos deputados eleitos ao Parlamento Europeu em 26 de maio de 2019:

Resultados	Total	%	MD
Inscritos	10 757 192		
Votantes	3 307 644	30,75	
Votos em branco	140 644		
Votos nulos	88 099		
Partido Comunista dos Trabalhadores Portugueses — PCTP/MRPP	27 211	0,88	
Partido Democrático Republicano — PDR	15 751	0,51	
Pessoas — Animais — Natureza — PAN	168 015	5,46	1
Partido Socialista — PS	1 104 694	35,88	9
ALIANÇA — A	61 652	2,00	
Partido Nacional Renovador — PNR	16 135	0,52	
Nós, Cidadãos! — NC	34 634	1,13	

Resultados	Total	%	MD
Partido Trabalhista Português — PTP	8 412	0,27	
Partido Social Democrata — PPD/PSD	725 399	23,56	6
Bloco de Esquerda — B. E.	325 093	10,56	2
Iniciativa Liberal — IL	29 114	0,95	
Movimento Alternativa Socialista — MAS	6 612	0,22	
CDS — Partido Popular — CDS-PP	204 792	6,65	1
Partido Unido dos Reformados e Pensionistas — PURP	13 508	0,44	
BASTA! — PPM/PPV/CDC	49 388	1,60	
LIVRE — L	60 446	1,96	
CDU — Coligação Democrática Unitária — PCP-PEV	228 045	7,41	2

% — percentagem.

MD — número de mandatos.

Partido Socialista (PS)

Pedro Manuel Dias de Jesus Marques.
 Maria Manuel de Lemos Leitão Marques.
 Manuel Pedro Cunha da Silva Pereira.
 Maria Margarida Ferreira Marques.
 André Jorge Dionísio Bradford.
 Sara Alexandra Rodrigues Cerdas.
 José Carlos das Dores Zorrinho.
 Maria Isabel Coelho Santos.
 Manuel Francisco Pizarro de Sampaio e Castro.

Partido Social Democrata (PPD/PSD)

Paulo Artur dos Santos Castro de Campos Rangel.
 Ana Lúcia Fernandes Oliveira Pereira.
 José Manuel Ferreira Fernandes.
 Maria da Graça Martins da Silva Carvalho.
 Álvaro dos Santos Amaro.
 Cláudia Sofia Gomes Monteiro de Aguiar.

Bloco de Esquerda (B. E.)

Marisa Isabel dos Santos Matias.
 José Guilherme Figueiredo Nobre de Gusmão.

CDU — Coligação Democrática Unitária (PCP-PEV)

João Manuel Peixoto Ferreira.
 Sandra Maria de Brito Pereira.

CDS — Partido Popular (CDS-PP)

João Nuno Lacerda Teixeira de Melo.

Pessoas — Animais — Natureza (PAN)

Jorge Francisco Alves Vicente de Sousa Guerreiro.

Comissão Nacional de Eleições, 12 de junho de 2019. —
 O Presidente, José Vítor Soreto de Barros.

112374462

I SÉRIE



Depósito legal n.º 8814/85 ISSN 0870-9963

Diário da República Eletrónico:

Endereço Internet: <http://dre.pt>

Contactos:

Correio eletrónico: dre@incm.pt

Tel.: 21 781 0870

Fax: 21 394 5750

ROMANIA

**BIROUL ELECTORAL JUDEȚEAN
JUDEȚUL ALBA**

PROCES - VERBAL ^{*)}

privind centralizarea voturilor la alegerile pentru

Parlamentul European

26 mai 2019

a	Numărul total al alegătorilor înscrși în listele electorale permanente și în copiile de pe listele electorale speciale (pct. a = pct. a1 + pct. a2), din care:	311832
a1	Numărul total al alegătorilor înscrși în listele electorale permanente (pct. a1 ≥ pct. b1)	311832
a2	Numărul total al alegătorilor înscrși în copiile de pe listele electorale speciale (pct. a2 ≥ pct. b2)	0
b	Numărul total al alegătorilor înscrși în listele electorale, care s-au prezentat la urne (pct. b = pct. b1 + pct. b2 + pct. b3), din care:	164775
b1	Numărul total al alegătorilor înscrși în listele electorale permanente , care s-au prezentat la urne	145406
b2	Numărul total al alegătorilor înscrși în copiile de pe listele electorale speciale , care s-au prezentat la urne	0
b3	Numărul total al alegătorilor înscrși în listele electorale suplimentare , care s-au prezentat la urne	19369
c	Numărul buletinelor de vot primite (pct. c ≥ pct. d + pct. e + pct. f)	342679
d	Numărul buletinelor de vot neîntrebuințate și anulate	177900
e	Numărul voturilor valabil exprimate (pct. e ≤ pct. b – pct. f) (pct. e = suma voturilor valabil exprimate la pct. g)	160437
f	Numărul voturilor nule	4334

*) Conform art. 50 alin. (1) și (2) din Legea nr. 33/2007 privind organizarea și desfășurarea alegerilor pentru Parlamentul European, republicată cu modificările ulterioare

**BIROUL ELECTORAL JUDEȚEAN
JUDEȚUL ALBA**

PROCES - VERBAL ^{*)}

privind centralizarea voturilor la alegerile pentru

Parlamentul European

26 mai 2019

a	Numărul total al alegătorilor înscrși în listele electorale permanente și în copiile de pe listele electorale speciale (pct. a = pct. a1 + pct. a2), din care:	311832
a1	Numărul total al alegătorilor înscrși în listele electorale permanente (pct. a1 ≥ pct. b1)	311832
a2	Numărul total al alegătorilor înscrși în copiile de pe listele electorale speciale (pct. a2 ≥ pct. b2)	0
b	Numărul total al alegătorilor înscrși în listele electorale, care s-au prezentat la urne (pct. b = pct. b1 + pct. b2 + pct. b3), din care:	164775
b1	Numărul total al alegătorilor înscrși în listele electorale permanente , care s-au prezentat la urne	145406
b2	Numărul total al alegătorilor înscrși în copiile de pe listele electorale speciale , care s-au prezentat la urne	0
b3	Numărul total al alegătorilor înscrși în listele electorale suplimentare , care s-au prezentat la urne	19369
c	Numărul buletinelor de vot primite (pct. c ≥ pct. d + pct. e + pct. f)	342679
d	Numărul buletinelor de vot neîntrebuințate și anulate	177900
e	Numărul voturilor valabil exprimate (pct. e ≤ pct. b – pct. f) (pct. e = suma voturilor valabil exprimate la pct. g)	160437
f	Numărul voturilor nule	4334

*) Conform art. 50 alin. (1) și (2) din Legea nr. 33/2007 privind organizarea și desfășurarea alegerilor pentru Parlamentul European, republicată cu modificările ulterioare

g. Numărul voturilor valabil exprimate, obținute de fiecare **LISTĂ DE CANDIDAȚI** sau de fiecare **CANDIDAT INDEPENDENT**:

Nr. crt.	Denumirea partidelor politice, organizațiilor cetățenilor aparținând minorităților naționale, alianțelor politice, alianțelor electorale*) precum și numele și prenumele candidaților independenți**)	Numărul voturilor valabil exprimate obținute
1	PARTIDUL SOCIAL DEMOCRAT	27629
2	ALIANȚA 2020 USR PLUS	25564
3	PARTIDUL PRO ROMÂNIA	7386
4	UNIUNEA DEMOCRATĂ MAGHIARĂ DIN ROMÂNIA	4948
5	PARTIDUL NAȚIONAL LIBERAL	74620
6	PARTIDUL ALIANȚA LIBERALILOR ȘI DEMOCRAȚILOR - ALDE	4507
7	PARTIDUL PRODEMO	971
8	PARTIDUL MIȘCAREA POPULARĂ	6891
9	PARTIDUL SOCIALIST ROMÂN	497
10	PARTIDUL SOCIAL DEMOCRAT INDEPENDENT	495
11	PARTIDUL ROMÂNIA UNITĂ	558
12	UNIUNEA NAȚIONALĂ PENTRU PROGRESUL ROMÂNIEI	697
13	BLOCUL UNITĂȚII NAȚIONALE - BUN	223
14	GREGORIANA-CARMEN TUDORAN	950
15	GEORGE-NICOLAE SIMION	1862

*) În ordinea rezultată din tragerea la sorți, stabilită conform art. 20 alin. (6) din Legea nr. 33/2007, republicată, cu modificările ulterioare.
**) În ordinea înregistrării lor, stabilită conform art. 20 alin. (5) din Legea nr. 33/2007, republicată, cu modificările ulterioare, coroborat cu art. 61 alin. (2) din Legea nr. 208/2015 privind alegerea Senatului și a Camerei Deputaților, precum și pentru organizarea și funcționarea Autorității Electorale Permanente, cu modificările și completările ulterioare.

g. Numărul voturilor valabil exprimate, obținute de fiecare **LISTĂ DE CANDIDAȚI** sau de fiecare **CANDIDAT INDEPENDENT**:

Nr. crt.	Denumirea partidelor politice, organizațiilor cetățenilor aparținând minorităților naționale, alianțelor politice, alianțelor electorale*) precum și numele și prenumele candidaților independenți**)	Numărul voturilor valabil exprimate obținute
1	PARTIDUL SOCIAL DEMOCRAT	27629
2	ALIANȚA 2020 USR PLUS	25564
3	PARTIDUL PRO ROMÂNIA	7386
4	UNIUNEA DEMOCRATĂ MAGHIARĂ DIN ROMÂNIA	4948
5	PARTIDUL NAȚIONAL LIBERAL	74620
6	PARTIDUL ALIANȚA LIBERALILOR ȘI DEMOCRAȚILOR - ALDE	4507
7	PARTIDUL PRODEMO	971
8	PARTIDUL MIȘCAREA POPULARĂ	6891
9	PARTIDUL SOCIALIST ROMÂN	497
10	PARTIDUL SOCIAL DEMOCRAT INDEPENDENT	495
11	PARTIDUL ROMÂNIA UNITĂ	558
12	UNIUNEA NAȚIONALĂ PENTRU PROGRESUL ROMÂNIEI	697
13	BLOCUL UNITĂȚII NAȚIONALE - BUN	223
14	GREGORIANA-CARMEN TUDORAN	950
15	GEORGE-NICOLAE SIMION	1862

*) În ordinea rezultată din tragerea la sorți, stabilită conform art. 20 alin. (6) din Legea nr. 33/2007, republicată, cu modificările ulterioare.
**) În ordinea înregistrării lor, stabilită conform art. 20 alin. (5) din Legea nr. 33/2007, republicată, cu modificările ulterioare, coroborat cu art. 61 alin. (2) din Legea nr. 208/2015 privind alegerea Senatului și a Camerei Deputaților, precum și pentru organizarea și funcționarea Autorității Electorale Permanente, cu modificările și completările ulterioare.

Nr. crt.	Denumirea partidelor politice, organizațiilor cetățenilor aparținând minorităților naționale, alianțelor politice, alianțelor electorale*) precum și numele și prenumele candidaților independenți**)	Numărul voturilor valabil exprimate obținute
16	PETER COSTEA	2639
17		
18		
19		
20		
21		
22		
23		
24		
25		
26		
27		
28		
29		
30		

*) În ordinea rezultată din tragerea la sorți, stabilită conform art. 20 alin. (6) din Legea nr. 33/2007, republicată, cu modificările ulterioare.

**) În ordinea înregistrării lor, stabilită conform art. 20 alin. (5) din Legea nr. 33/2007, republicată, cu modificările ulterioare, coroborat cu art. 61 alin. (2) din Legea nr. 208/2015 privind alegerea Senatului și a Camerei Deputaților, precum și pentru organizarea și funcționarea Autorității Electorale Permanente, cu modificările și completările ulterioare.

Nr. crt.	Denumirea partidelor politice, organizațiilor cetățenilor aparținând minorităților naționale, alianțelor politice, alianțelor electorale*) precum și numele și prenumele candidaților independenți**)	Numărul voturilor valabil exprimate obținute
16	PETER COSTEA	2639
17		
18		
19		
20		
21		
22		
23		
24		
25		
26		
27		
28		
29		
30		

*) În ordinea rezultată din tragerea la sorți, stabilită conform art. 20 alin. (6) din Legea nr. 33/2007, republicată, cu modificările ulterioare.

**) În ordinea înregistrării lor, stabilită conform art. 20 alin. (5) din Legea nr. 33/2007, republicată, cu modificările ulterioare, coroborat cu art. 61 alin. (2) din Legea nr. 208/2015 privind alegerea Senatului și a Camerei Deputaților, precum și pentru organizarea și funcționarea Autorității Electorale Permanente, cu modificările și completările ulterioare.

h. Modul de soluționare a contestațiilor și întâmpinărilor primite:

h. Modul de soluționare a contestațiilor și întâmpinărilor primite:

Explicații:

1. La SV nr. 147 - Cuprins au fost făcute în urnă 2 buletine de vot, conform mențiunilor din Procesul-verbal privind constatarea rezultatului votării la alegere pentru Parlamentul European din 26 mai 2019, pct. h.
2. La SV nr. 165 - Totuși au fost făcute în urnă 2 buletine de vot, conform mențiunilor din Procesul-verbal privind constatarea rezultatului votării la alegere pentru Parlamentul European din 26 mai 2019, pct. h.

Președinte: Judecătoarea SILVIA

Locuitor: Judecător SÎRBU FLORIN

Membri: Judecătoarea DAMIAN LIVIA

Reprezentant A.E.P. - BURBA ELENA

Rep. PRO ROMÂNIA - BULGARU CONSTANTIN MIHAIL

Rep. UMR - TELEKI GABRIEL IOAN

Rep. PNL - SIMION MARCEL

Rep. Alianța 2020 USR-PLUS - VÂRTEI SERGIU NICOLAE

Rep. PRO DEMO - POȘCA IOANA MARIA


Rep. ALDE - POPESCU ANA

Rep. PSD - URECHE MARIA ANGELA

Rep. B.U.N. - VASILE MĂDĂLINA DELIA

Rep. PSR - PETRASCU AUREL LUCIAN

Rep. PMP - TRÎMBÎȚAS PETRONELA CAMELIA



SLOVAKIA

<http://volby.statistics.sk/ep/ep2019/sk/data01.html>

FINAL RESULTS

Summary Results

Valid Votes Cast for Political Parties

Allocation of Seats to Political Parties

Preferential Voting for Candidates

SUMMARY RESULTS FOR SR

Number of polling districts	5 951	
Number and share of records of polling confirmed by Polling District Electoral Commissions	5 951	100,00 %
Number of electors in electoral registers ¹	4 429 801	
Number of electors who participated in voting ² and turnout	1 007 398	22,74 %
Number and share of voters who returned their envelope ³	1 006 351	99,89 %
Overall number and share of valid votes	985 680	97,94 %

Notes:

¹ Hereinafter referred to as „Number of registered electors“.

² Hereinafter referred to as „Number of issued envelopes“.

³ Hereinafter referred to as „Number of votes cast“.

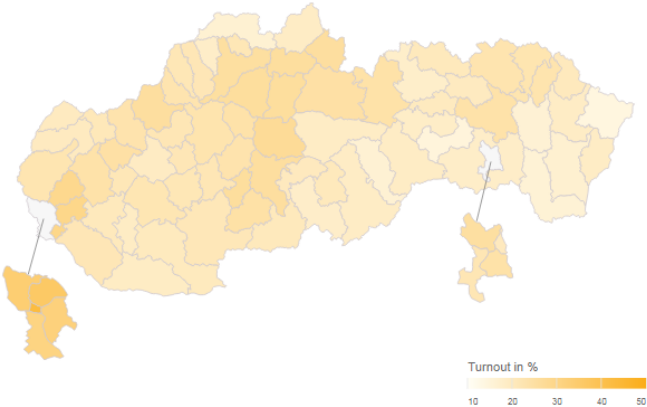
↓ Download Files

XLSX (10,24 KB)

ODS (3,93 KB)

TURNOUT IN TERRITORIAL DISTRICTS AND COMMUNES

Turnout for SR: 22,74 %



SUMMARY RESULTS BY TERRITORIAL DIVISION

Results for SR

SR

Region

Electoral District

Territorial District

Commune

Region	Number of Polling Districts	Number of Registered Electors	Number of Issued Envelopes	Turnout in %	Number of Votes Cast	Share of Votes Cast in %	Number of Valid Votes	Share of Valid Votes in %
Region of Bratislava	554	571 938	180 499	31,55	180 260	99,86	177 516	98,47
Region of Trnava	524	465 916	102 112	21,91	102 004	99,89	100 000	98,03
Region of Trenčín	644	485 828	111 656	22,98	111 504	99,86	108 896	97,66
Region of Nitra	750	568 492	116 422	20,47	116 351	99,93	114 052	98,02
Region of Žilina	704	563 336	131 115	23,27	130 980	99,89	128 128	97,82
Region of Banská Bystrica	911	518 585	113 423	21,87	113 339	99,92	111 041	97,97
Region of Prešov	1 009	633 319	132 283	20,88	132 152	99,90	129 055	97,65
Region of Košice	855	622 387	119 888	19,26	119 761	99,89	116 992	97,68
Total	5 951	4 429 801	1 007 398	22,74	1 006 351	99,89	985 680	97,94
of which: cities and city districts	2 608	2 405 714	590 021	24,52	589 413	99,89	578 217	98,10
communes	3 343	2 024 087	417 377	20,62	416 938	99,89	407 463	97,72

FINAL RESULTS

Summary Results

Valid Votes Cast for Political Parties

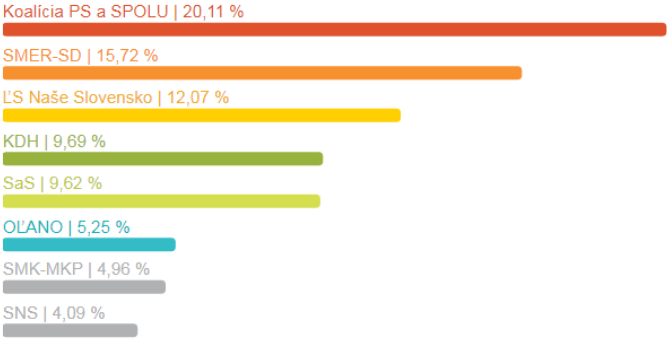
Allocation of Seats to Political Parties

Preferential Voting for Candidates

VALID VOTES CAST FOR POLITICAL PARTIES BY TERRITORIAL DIVISION

Results for SR

SR Region Electoral District Territorial District Commune Polling District



All Political Parties

ELECTIONS TO THE EUROPEAN PARLIAMENT 2019

General Information

Final P

Party Number	Party Name	Votes	Vote Share in %	Seats Won
1	SMER - sociálna demokracia	154 996	15,72	3
2	Kresťanská demokracia - Život a prosperita	20 374	2,06	
3	Kotleba - Ľudová strana Naše Slovensko	118 995	12,07	2
4	KOREKTÚRA - Andrej Hryc	8 460	0,85	
5	Slovenská národná strana	40 330	4,09	
6	SME RODINA - Boris Kollár	31 840	3,23	
7	OBYČAJNÍ ĽUDIA a nezávislé osobnosti (OL'ANO)	51 834	5,25	1
8	STAROSTOVIA A NEZÁVISLÍ KANDIDÁTI	2 976	0,30	
9	Strana práce	2 657	0,26	
10	Strana tolerancie a spolunažívania	918	0,09	
11	HLAS ĽUDU	2 101	0,21	
12	Maďarská kresťanskodemokratická aliancia - Magyar Kereszténydemokrata Szövetség	2 270	0,23	
13	DOPRAVA	3 998	0,40	
14	Kresťanskodemokratické hnutie	95 588	9,69	2
15	Strana zelených Slovenska	7 845	0,79	
16	MOST - HÍD	25 562	2,59	
17	PRIAMA DEMOKRACIA	2 222	0,22	
18	Strana rómskej koalície - SRK	512	0,05	
19	SLOVENSKÁ KONZERVATÍVNA STRANA	603	0,06	
20	SLOVENSKÁ NÁRODNÁ JEDNOTA - strana vlastencov	621	0,06	
21	Strana maďarskej komunity - Magyar Közösség Pártja	48 929	4,96	
22	DOMA DOBRE	6 124	0,62	

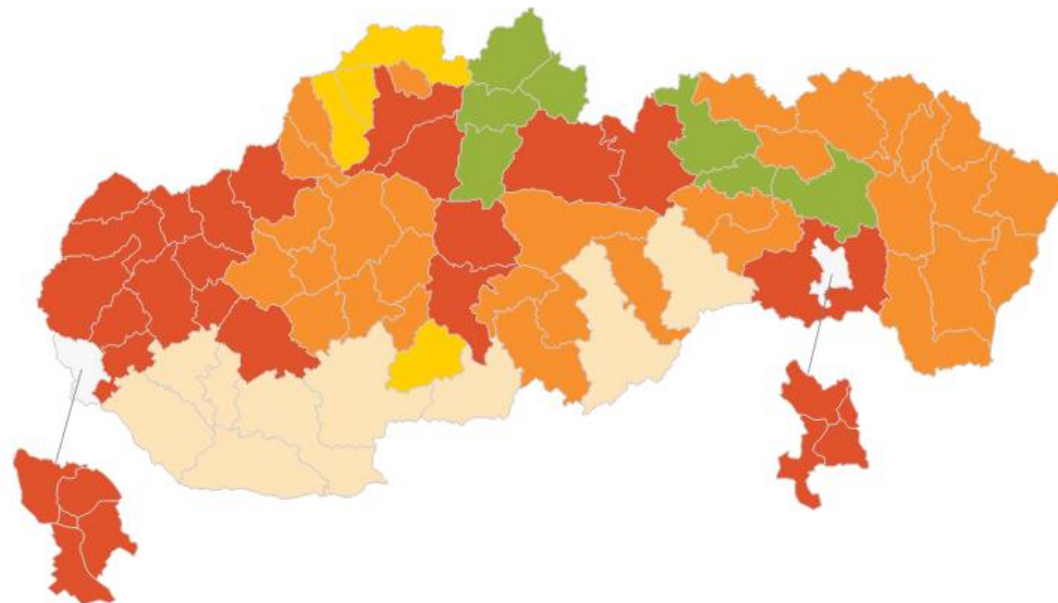
23	Koalícia Komunistická strana Slovenska, VZDOR - strana práce	6 199	0,62	
24	EURÓPSKA DEMOKRATICKÁ STRANA	1 452	0,14	
25	Sloboda a Solidarita	94 839	9,62	2
26	Slovenská ľudová strana Andreja Hlinku	2 953	0,29	
27	NAJ - Nezávislosť a Jednota	2 016	0,20	
28	Kresťanská únia	37 974	3,85	
29	Koalícia Progresívne Slovensko a SPOLU - občianska demokracia	198 255	20,11	4
30	Demokratická strana	5 092	0,51	
31	NÁRODNÁ KOALÍCIA	7 145	0,72	

[The terms are explained below.](#)

→ [Download Files](#)

POLITICAL PARTIES WITH THE MOST VOTES IN INDIVIDUAL TERRITORIAL DISTRICTS AND COMMUNES

Click on the political parties to change the map.



Party abbreviation

■ Koalícia PS a SPOLU ■ SMER-SD ■ ĽS Naše Slovensko ■ KDH ■ SMK-MKP

Notes

Data is displayed to 2 decimal places without rounding.

Political party – political party or coalition of political parties.

Party abbreviation – unofficial abbreviation for presentation on the website.

X - candidate has resigned or has been withdrawn in line with the Act on Conditions of the Exercise of Voting Rights and on amendments to certain laws as amended No 180/2014 Coll., Article 84.

Commune - commune, city or city district.

Electoral district – electoral districts are laid down in certain laws.

Files for download are available in xlsx and ods format.

FINAL RESULTS

Summary Results

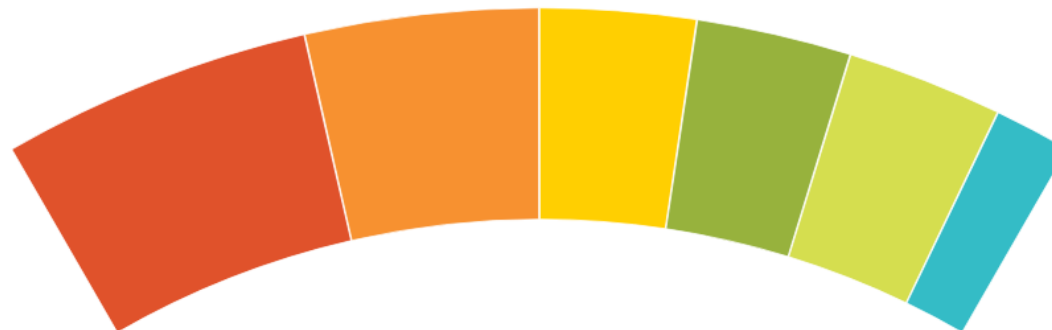
Valid Votes Cast for Political Parties

Allocation of Seats to Political Parties

Preferential Voting for Candidates

SEATS WON BY POLITICAL PARTY

Select a chart segment or a political party



714 507

valid votes cast for the
proceeding political parties

14

total seats for SR in EP (laid
down in certain laws)

47 634

Republic Electoral Number
(RÉN)

ALLOCATION OF SEATS

Party Abbreviation	⇅	Candidates	Valid Votes	Seats Allocated in Accordance with the Division by REN	Reminder from Division of Valid Votes by REN	Deducted Seats	Seat Allocated in Accordance with the Remainder from Division	Total Seats
SMER-SD		14	154 996	3	12 094	0	0	3
I'S Naše Slovensko		14	118 995	2	23 727	0	0	2
OBYČAJNÍ ĽUDIA a nezávislé osobnosti (OLANO)		14	51 834	1	4 200	0	0	1
KDH		14	95 588	2	320	0	0	2
SaS		14	94 839	1	47 205	0	1	2
Koalícia PS a SPOLU		14	198 255	4	7 719	0	0	4

The terms are explained below.

In line with the Act on Conditions of the Exercise of Voting Rights and on amendments to certain laws as amended No 180/2014 Coll., Section 220a, the elected candidate of the political party with the least reminder from division by REN will not be seated in EP.

→ [Download Files](#)

ELECTED MEMBERS OF EUROPEAN PARLIAMENT

Alphabetical Order	⌵	Name	⌵	Surname	⌵	Ballot Paper Order	Political Party	⌵	Note	⌵
	1	Monika		Beňová		1	SMER - sociálna demokracia			
	2	Vladimír		Biľčík		2	Koalícia Progresívne Slovensko a SPOLU - občianska demokracia			
	3	Miroslav		Číž		2	SMER - sociálna demokracia			
	4	Lucia		Ďuriš Nicholsonová		3	Sloboda a Solidarita			
	5	Robert		Hajšel		3	SMER - sociálna demokracia			
	6	Martin		Hojšík		6	Koalícia Progresívne Slovensko a SPOLU - občianska demokracia			
	7	Eugen		Jurzyca		1	Sloboda a Solidarita			
	8	Miriám		Lexmann		2	Kresťanskodemokratické hnutie		N	
	9	Peter		Pollák		3	OBYČAJNÍ ĽUDIA a nezávislé osobnosti (OLĽANO)			
	10	Miroslav		Radačovský		3	Kotleba - Ľudová strana Naše Slovensko			
	11	Michal		Šimečka		1	Koalícia Progresívne Slovensko a SPOLU - občianska demokracia			
	12	Ivan		Štefanec		1	Kresťanskodemokratické hnutie			
	13	Milan		Uhrík		14	Kotleba - Ľudová strana Naše Slovensko			
	14	Michal		Wiezik		7	Koalícia Progresívne Slovensko a SPOLU - občianska demokracia			

The terms are explained below.

N – In line with the Act on Conditions of the Exercise of Voting Rights and on amendments to certain laws as amended No 180/2014 Coll., Section 220a, the elected candidate **Miriám Lexmann** (Kresťanskodemokratické hnutie) will not be seated in EP.

→ [Download Files](#)

SLOVENIA

<http://www.volitve.gov.si/ep2019/#/rezultati>

Izidi glasovanja za celotno Slovenijo

Celotna Slovenija

Preferenčni glasovi

Delež preferenčnih glasov

Po volilnih enotah

Po volilnih okrajih



Prešteti glasovnici*
100,00 %






Trenutna volilna udeležba
28,89 %



Čas osvežitve podatkov
14:15 
05.06.2019



Kandidatna lista	Število mandatov/ Odstotek	
SDS in SLS	3 26,25 %	
SD	2 18,66 %	
LMŠ	2 15,44 %	
NSi	1 11,12 %	

TREKUTNO IZVOLJENI POSLANCI

#	Kandidat/ka	Lista	Način dodelitve mandata
1	MILAN ZVER	SLOVENSKA DEMOKRATSKA STRANKA - SDS in SLS - SLOVENSKA LJUDSKA STRANKA	s preferenčnimi glasovi
2	ROMANA TOMC	SLOVENSKA DEMOKRATSKA STRANKA - SDS in SLS - SLOVENSKA LJUDSKA STRANKA	s preferenčnimi glasovi
3	FRANC BOGOVIČ	SLOVENSKA DEMOKRATSKA STRANKA - SDS in SLS - SLOVENSKA LJUDSKA STRANKA	s preferenčnimi glasovi
4	TANJA FAJON	SOCIALNI DEMOKRATI - SD	s preferenčnimi glasovi
5	MILAN BRGLEZ	SOCIALNI DEMOKRATI - SD	s preferenčnimi glasovi
6	IRENA JOVEVA	LISTA MARJANA ŠARCA	s preferenčnimi glasovi
7	KLEMEN GROŠELJ	LISTA MARJANA ŠARCA	s preferenčnimi glasovi
8	LJUDMILA NOVAK	NOVA SLOVENIJA - KRŠČANSKI DEMOKRATI	s preferenčnimi glasovi



Oddanih glasovnic

492.457



Neveljavnih glasovnic

10.382



Veljavnih glasovnic

482.075

IZIDI GLASOVANJA PO LISTAH

Kandidatna lista	Število mandатов	Število glasov	Odstotek glasov
SLOVENSKA DEMOKRATSKA STRANKA - SDS in SLS - SLOVENSKA LJUDSKA STRANKA	3	126.534	26,25 %
SOCIALNI DEMOKRATI - SD	2	89.936	18,66 %
LISTA MARJANA ŠARCA	2	74.431	15,44 %
NOVA SLOVENIJA - KRŠČANSKI DEMOKRATI	1	53.621	11,12 %
LEVICA	0	30.983	6,43 %
DeSUS – DEMOKRATIČNA STRANKA UPOKOJENCEV SLOVENIJE	0	27.329	5,67 %
STRANKA ALENKE BRATUŠEK	0	19.369	4,02 %
SLOVENSKA NACIONALNA STRANKA SNS	0	19.347	4,01 %
ZELENI SLOVENIJE	0	10.706	2,22 %
DOM - DOMOVINSKA LIGA	0	8.184	1,70 %
POVEŽIMO SE	0	7.980	1,66 %
SMC - STRANKA MODERNEGA CENTRA	0	7.823	1,62 %
ZSI - GIBANJE ZEDINJENA SLOVENIJA	0	3.288	0,68 %
DD DOBRA DRŽAVA	0	2.544	0,53 %

(*) Pojasnilo: Odstotek prešteti glasovnic je informativne narave in predstavlja odstotek prešteti glasovnic od skupnega števila volivcev, ki so glasovali (volilna udeležba) na podlagi podatkov vnesenih v informacijski sistem s strani okrajnih volilnih komisij oziroma od števila oddanih glasovnic.

SPAIN

<https://resultados.eleccioneslocales europeas19.es/#/es/eu/resultados/total>

INICIO

APERTURA DE MESAS

AVANCES DE PARTICIPACIÓN

RESULTADOS PROVISIONALES

RUEDAS DE PRENSA ▾

INFORMES

Inicio / Resultados provisionales

Ver locales ☒

España

27 de mayo de 2019, 04:00 Escrutado: **99,94%**



Actualizar



Imprimir



España

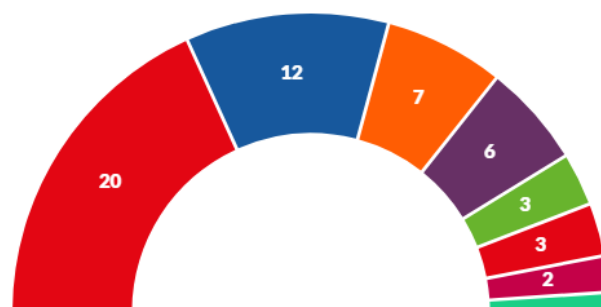
Comunidades autónomas >

Provincias - Municipios >

Candidaturas

Resultados provisionales

Escaños a elegir: 54 *























■ **PSOE - 20** 32,84% - 7.359.617
 ■ **PP - 12** 20,13% - 4.510.193
 ■ **Cs - 7** 12,17% - 2.726.642
 ■ **PODEMOS-IU - 6** 10,05% - 2.252.378
 ■ **VOX - 3** 6,20% - 1.388.681
■ **AHORA REPÚBLICAS - 3** 5,61% - 1.257.484
 ■ **JUNTS - 2** 4,58% - 1.025.411
 ■ **CEUS - 1** 2,83% - 633.265












* El número actual de escaños se puede ver modificado si Reino Unido abandona la UE

Año	Total votantes ↑	Abstención ↓	Votos en blanco ↓	Votos nulos ↓
2019	22.603.898 64,30%	12.549.357 35,70%	216.771 0,97%	193.849 0,86%
2014	15.957.911 45,83%	18.864.584 54,17%	358.222 2,29%	290.834 1,82%

Candidatura más próxima a obtener escaño: COMPROMÍS PER EUROPA /COMPROMISO POR EUROPA a 71890 votos

2019				2014				
Candidaturas		Votos		Escaños	Votos		Candldaturas	
	PSOE	7.359.617	32,84%	20	14	3.603.945	23,00%	PSOE
	PP	4.510.193	20,13%	12	16	4.085.739	26,08%	P.P.
	Cs	2.726.642	12,17%	7	2	496.034	3,17%	C's
	PODEMOS-IU	2.252.378	10,05%	6	5	1.249.158	7,97%	PODEMOS
	VOX	1.388.681	6,20%	3	-	245.635	1,57%	VOX
	AHORA REPÚBLICAS	1.257.484	5,61%	3				
	JUNTS	1.025.411	4,58%	2				
	CEUS	633.265	2,83%	1	3	851.163	5,43%	CEU
	CPE	296.091	1,32%	-	1	301.001	1,92%	PRIMAVERA EUROPEA

 PACMA	294.657	1,31%	-	-	176.695	1,13%	PACMA
 CV-EC	65.921	0,29%	-				
 RECORTES CERO-LV-GVE	51.674	0,23%	-	-	31.061	0,20%	RECORTES CERO
 VOLT	32.291	0,14%	-				
 I.Fem	30.938	0,14%	-	-	25.262	0,16%	I.Fem
 PCPE-PCPC-PCPA	29.259	0,13%	-	-	29.078	0,19%	P.C.P.E.
 PACT	25.355	0,11%	-				
 AxSí	23.979	0,11%	-				
 PUM+J	22.280	0,10%	-				
 PCTE	19.081	0,09%	-				
 pirates.cat/ep	16.672	0,07%	-	-	38.513	0,25%	PIRATAS
 CXE	15.776	0,07%	-				

 FAC	14.369	0,06%	-	-	33.953	0,22%	F.A.C.
 IZQP	12.906	0,06%	-				
 ALTER	12.760	0,06%	-	-	9.682	0,06%	ALTER
 CONTIGO	12.492	0,06%	-				
 ADÑ	11.798	0,05%	-				
 CEX-CREX-PREX	11.742	0,05%	-				
 MCR	9.812	0,04%	-	-	5.098	0,03%	M.C.R.
 IGRE	9.511	0,04%	-				
 PH	7.901	0,04%	-	-	15.316	0,10%	PH
 MIEL	6.719	0,03%	-				
 SAIn	5.572	0,02%	-	-	6.927	0,04%	SAIn
				6	1.566.157	10,00%	AGE
				4	1.018.492	6,50%	UPyD

	2	629.145	4,02%	EPDD
	1	326.135	2,08%	ANC-UNIDAD DEL PUEBLO
	-	115.595	0,74%	EB
	-	105.445	0,67%	MOVIMIENTO RED
	-	100.298	0,64%	PARTIDO X
	-	49.393	0,32%	PARTIDO ANDALUCISTA
	-	32.619	0,21%	DISCAPACITADOS Y ENFERMEDADES RARAS
	-	21.617	0,14%	FE de las JONS
	-	18.287	0,12%	CILUS
	-	17.825	0,11%	ImpulsoSocial
	-	16.902	0,11%	LEM
	-	12.928	0,08%	D.N.
	-	11.476	0,07%	ACNV-BAR-PRAO-R.E.P.O-UNIO
	-	10.102	0,06%	R.R.U.E.
	-	9.857	0,06%	PT
	-	9.667	0,06%	P-LIB

	-	8.896	0,06%	M.S.R.
	-	8.850	0,06%	EXTREMADURA UNIDA
	-	8.792	0,06%	PREPAL
	-	6.117	0,04%	IPEX-PREX-CREX

SWEDEN

<https://data.val.se/val/ep2019/slutresultat/E/rike/index.html>

Europaparlamentsval

Statistik

Röstmottagning

Röster

Valda

Personröster

Partier och valsedlar

Ålder och kön

Karta

Preliminär

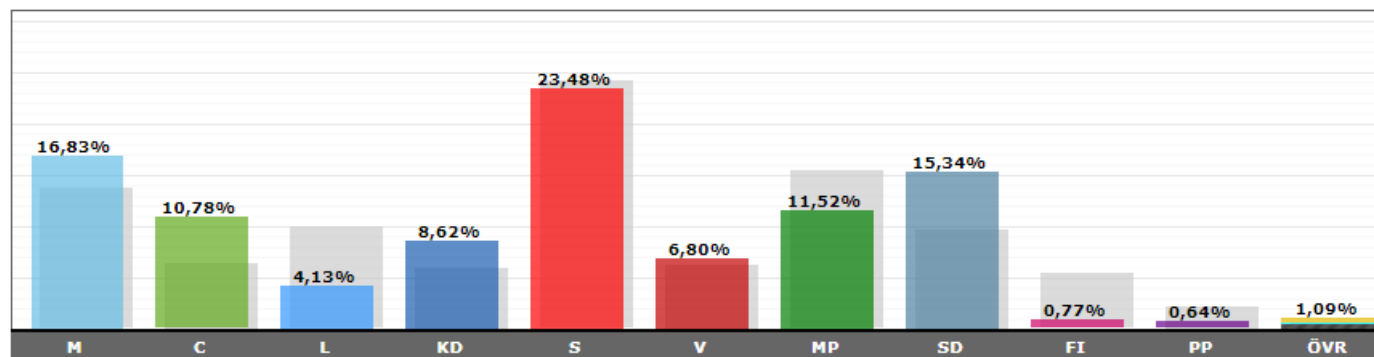
Sök

Val till Europaparlamentet - Röster

2019-05-31 13:45:19

Samtliga 6305 valdistrikt räknade.

Beslut resultat val till Europaparlamentet 2019



Valdeltagande

2019: 55,27%	+4,20
2014: 51,07%	

Röstfördelning

Förk.	Parti	Antal 2019	Andel 2019	Antal +/-	Andel +/-	Antal 2014	Andel 2014
M	Moderaterna	698770	16,83%	+191282	+3,18	507488	13,65%
C	Centerpartiet	447641	10,78%	+206540	+4,30	241101	6,49%
L	Liberalerna (tidigare Folkpartiet)	171419	4,13%	-197095	-5,79	368514	9,91%
KD	Kristdemokraterna	357856	8,62%	+137282	+2,69	220574	5,93%
S	Arbetspartiet-Socialdemokraterna	974589	23,48%	+75515	-0,71	899074	24,19%
V	Vänsterpartiet	282300	6,80%	+48028	+0,50	234272	6,30%
MP	Miljöpartiet de gröna	478258	11,52%	-94333	-3,89	572591	15,41%
SD	Sverigedemokraterna	636877	15,34%	+277629	+5,68	359248	9,67%
FI	Feministiskt initiativ	32143	0,77%	-171862	-4,71	204005	5,49%
PP	Piratpartiet	26526	0,64%	-56237	-1,59	82763	2,23%
ÖVR	Övriga anmälda partier	45091	1,09%	+17943	+0,36	27148	0,73%
	Giltiga röster	4151470	100,00%	+434692		3716778	100,00%

OGEJ	Ogiltiga röster - inte anmälda partier	1709	0,04%	+1709	+0,04		
BLANK	Ogiltiga röster - blanka	30712	0,73%	-8223	-0,30	38935	1,04%
OG	Ogiltiga röster - övriga	3957	0,09%	+719	+0,01	3238	0,09%
VDT	Valdeltagande	4187848	55,27%	+428897	+4,20	3758951	51,07%
	Antal röstberättigade	7576917		+216955		7359962	

Röstfördelning per län

visa antal

Område	M	C	L	KD	S	V	MP	SD	FI	PP	ÖVR	OGEJ	BLANK	OG	VDT
Blekinge län	15,30%	8,60%	2,93%	8,22%	27,61%	5,08%	7,72%	22,46%	0,45%	0,72%	0,91%	0,03%	0,92%	0,09%	52,58%
Dalarnas län	13,61%	13,58%	2,27%	7,68%	26,21%	6,26%	8,77%	19,27%	0,62%	0,63%	1,09%	0,06%	0,83%	0,08%	53,11%
Gotlands län	12,31%	19,09%	2,59%	6,07%	24,79%	8,10%	13,20%	11,06%	1,42%	0,64%	0,72%	0,05%	0,86%	0,04%	54,70%
Gävleborgs län	13,75%	11,07%	2,66%	6,69%	29,24%	7,18%	8,74%	18,73%	0,56%	0,52%	0,86%	0,06%	0,73%	0,06%	49,82%
Hallands län	20,51%	12,15%	3,77%	9,68%	21,44%	3,97%	9,67%	16,77%	0,48%	0,44%	1,13%	0,05%	0,91%	0,06%	56,75%
Jämtlands län	11,28%	16,91%	2,11%	6,26%	28,74%	7,33%	10,74%	14,47%	0,68%	0,53%	0,95%	0,02%	0,86%	0,14%	51,47%
Jönköpings län	14,88%	12,18%	2,57%	15,14%	22,93%	3,99%	9,59%	17,16%	0,39%	0,45%	0,73%	0,03%	0,90%	0,09%	54,82%
Kalmar län	14,39%	12,12%	2,36%	10,22%	26,40%	5,08%	8,51%	18,75%	0,52%	0,46%	1,18%	0,04%	1,26%	0,08%	53,50%
Kronobergs län	16,22%	11,02%	2,40%	10,48%	25,42%	5,32%	9,27%	18,03%	0,51%	0,48%	0,85%	0,04%	0,92%	0,12%	54,36%
Norrbottens län	10,61%	8,54%	2,06%	6,47%	37,95%	9,34%	8,00%	14,68%	0,69%	0,76%	0,89%	0,05%	0,73%	0,10%	50,37%
Skåne län	18,22%	8,80%	4,95%	8,29%	20,80%	5,66%	10,49%	20,20%	0,82%	0,70%	1,07%	0,03%	0,79%	0,09%	54,36%
Stockholms län	20,48%	10,96%	5,91%	7,67%	18,72%	7,72%	14,68%	11,05%	0,96%	0,66%	1,21%	0,03%	0,48%	0,12%	59,39%
Södermanlands län	16,88%	9,91%	3,01%	7,53%	27,59%	5,70%	10,02%	17,27%	0,58%	0,51%	0,99%	0,05%	0,80%	0,11%	52,42%
Uppsala län	15,90%	11,87%	4,39%	8,54%	21,53%	7,15%	14,72%	12,99%	0,86%	0,71%	1,34%	0,04%	0,61%	0,09%	58,87%
Värmlands län	14,05%	11,31%	2,89%	8,35%	29,02%	6,23%	9,26%	16,82%	0,62%	0,47%	0,98%	0,06%	0,88%	0,08%	51,48%
Västerbottens län	9,83%	12,13%	2,76%	6,62%	34,91%	10,73%	10,85%	9,61%	0,89%	0,79%	0,90%	0,06%	0,90%	0,11%	54,90%
Västernorrlands län	10,55%	11,78%	2,29%	7,88%	35,94%	6,99%	8,24%	14,14%	0,59%	0,62%	0,96%	0,07%	0,70%	0,10%	51,92%
Västmanlands län	17,68%	10,33%	3,42%	7,76%	26,66%	5,72%	8,69%	17,69%	0,50%	0,60%	0,95%	0,06%	0,71%	0,06%	50,34%
Västra Götalands län	16,15%	9,99%	4,11%	9,93%	21,94%	7,79%	12,01%	15,32%	0,92%	0,70%	1,13%	0,05%	0,78%	0,08%	55,49%
Örebro län	13,43%	9,89%	3,45%	8,94%	28,56%	6,31%	10,84%	16,32%	0,65%	0,57%	1,02%	0,02%	0,90%	0,09%	53,44%
Östergötlands län	17,53%	11,61%	3,48%	8,94%	23,98%	5,45%	11,10%	15,43%	0,60%	0,71%	1,17%	0,04%	0,75%	0,12%	54,73%
Sverige	16,83%	10,78%	4,13%	8,62%	23,48%	6,80%	11,52%	15,34%	0,77%	0,64%	1,09%	0,04%	0,73%	0,09%	55,27%

Röstfördelning övriga partier

Förk.	Parti	Antal 2019	Andel 2019	Antal +/-	Andel +/-	Antal 2014	Andel 2014
AfS	Alternativ för Sverige	19178	0,46%	+19178	+0,46		
MED	Medborgerlig Samling	6363	0,15%	+6363	+0,15		
PV	Partiet Vändpunkt	5171	0,12%	+5171	+0,12		
DjuP	Djurens parti	4105	0,10%	-4668	-0,14	8773	0,24%
LPo	Landsbygdspartiet Oberoende	2059	0,05%	+2059	+0,05		
KrVP	Kristna Värdepartiet	1596	0,04%	+1596	+0,04		
DD	Direktdemokraterna	1276	0,03%	+1276	+0,03		
SKP	Sveriges Kommunistiska Parti (SKP)	974	0,02%	+974	+0,02		
ViS	Vi Socialkonservativa	715	0,02%	+715	+0,02		
KLP	Klassiskt liberala partiet	702	0,02%	+210		492	0,01%
BASIP	Basinkomstpartiet	213	0,01%	+213	+0,01		
SKÅ	SKÅNEPARTIET	117		+117			
	Sverige ut ur EU/Frihetliga Rättvisepartiet (FRP)	103		+103			
TRP	TRYGGHETSPARTIET	53		+53			
NYREF	NY REFORM	50		+50			
CSIS	Common sense in Sweden	33		+33			
EAP	Europeiska Arbetarpartiet-EAP	29		-141		170	
	Solens Frihetsparti	19		+19			
	Boningpartiet, Sveriges Rikes 3kr Bondesrepublikanerna, co-op, B.r.p.	8		+8			
	Det nya partiet	7		+7			
VSAM	Valsamverkanspartiet	3		+3			
	Kustkult	2		+2			
	Röster på partier som ej beställt valsedlar 2019	2315	0,06%	-15398	-0,42	17713	0,48%
	Totalt övriga partier	45091	1,09%	+17943	+0,36	27148	0,73%

Röster på partier som ej beställt valsedlar

Länsstyrelsen skall ha redovisat dessa röster senast två månader efter valdagen.

Partibeteckning	Antal 2019
Enhet	712
Nordiska motståndsrörelsen	644
Mjölbypartiet	567
Volt Sverige	146
Blankt	92
SOCIALLIBERALERNA	35
POPULISTERNA	24
Folkhemmet Sverige	17
Folkstyret	11
IP-IDROTTSPARTIET-Rädda Stadshagens IP!	7
Raggartiet	6
Vägvalet	6
Ändrings partiet revolution	5
Demokraterna i Göteborg	4
Initiativet	4
Humandemokraterna	3
Kärlek	3
Norrlandspartiet	3
numen kärlekspartiet	3
Nya björnska partiet	3
Äkta demokrati	3
Allians för Sverige	2
Demokrati Sverige	2
NPP Nya Pensions Partiet	2
Technopartiet	2
Final Partiet	1
FN Parti art: 27	1
Generation Utveckling	1
Partiet Folkomröstning	1
Rosa Drömmar	1
Sjöbopartiet	1
Skolpartiet Göteborg	1
Sociala Partiet (SP)	1
Visiona	1

United Kingdom

Let us know you agree to cookies

We and our partners use technologies, such as [cookies](#), and collect browsing data to give you the best online experience and to personalise the content and advertising shown to you. Please let us know if you agree.

Yes, I agree

No, take me to settings

Home	News	Sport	Weather	Shop	Reel	Travel	M
------	------	-------	---------	------	------	--------	---

European Election 2019: UK results in maps and charts

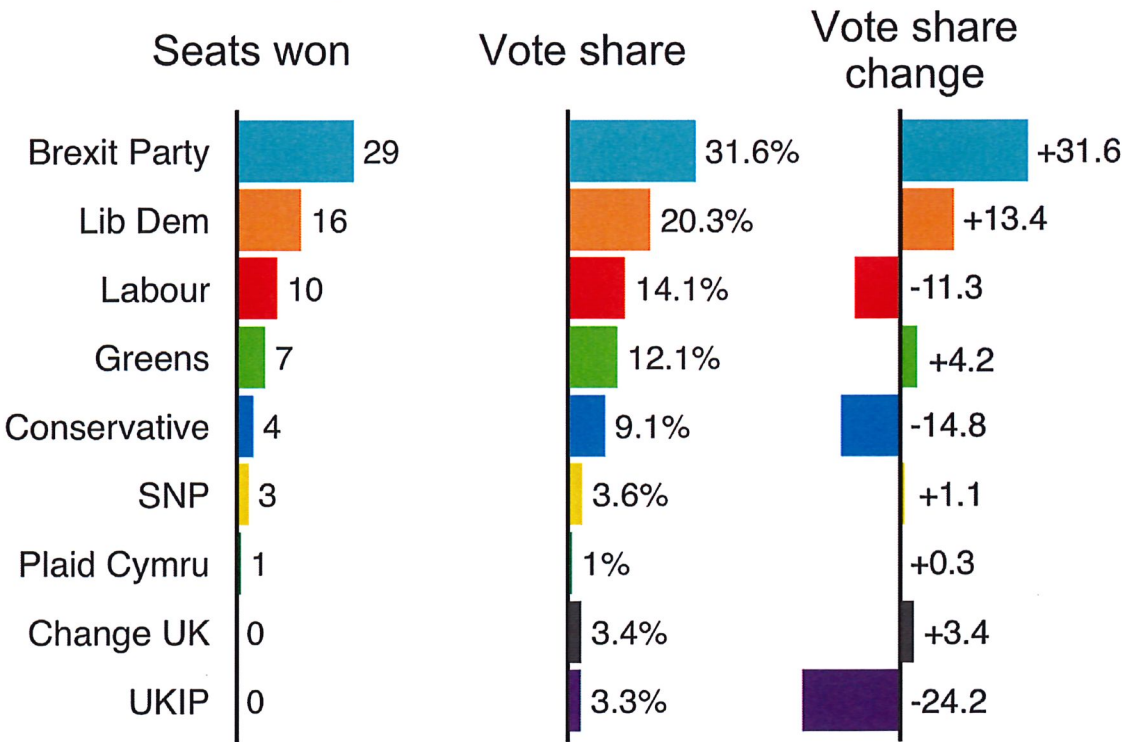
27 May 2019

The UK's European elections 2019

It was a tough night for both Labour and the Conservatives.

The Brexit Party swept across Britain, and the Liberal Democrats and Green Party also made gains.

How did the parties do in Great Britain?



Source: Press Association.

BBC

The Brexit Party topped polls in every country or region apart from London, which was won by the Liberal Democrats; Scotland, which was **won by the SNP**; and **Northern Ireland**, where they did not stand.

- [Europe's results in maps and charts](#)
- [European results in full](#)
- [What the EU elections tell us about support for Brexit](#)

Find out who was elected in your area

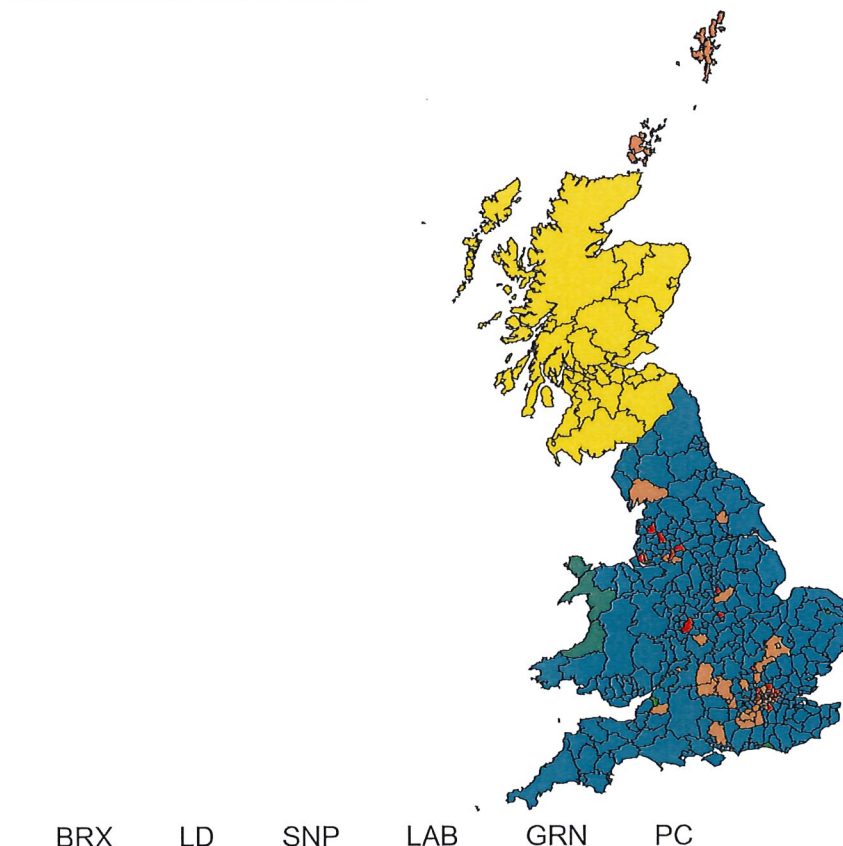
Search postcode, country or region (eg Scotland or West Midlands)

Our map by council results shows that the Brexit Party topped polls almost everywhere in England and Wales.

The Conservatives did not come top in any council areas.

Show results for:

Leading parties



BRX LD SNP LAB GRN PC

☐ Result not in/Party not standing

This map does not show results for Northern Ireland because it has a different electoral system to the rest of the UK

Find your council

Search using your postcode or council name or click around the map to show local results

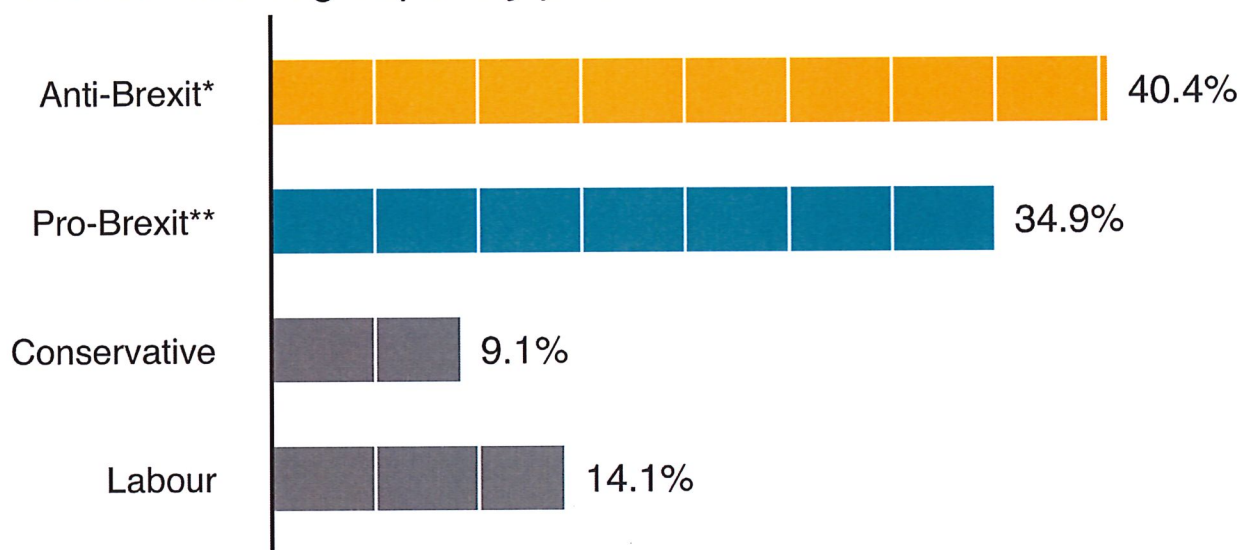


All results from the UK can be seen here.

Nigel Farage's party secured a resounding victory in its own right, but grouped by their positions on Brexit, parties opposed to the UK's exit from the EU secured more votes than those advocating a no-deal Brexit.

How pro- and anti-Brexit parties have done

Election results grouped by parties' Brexit stance



*Lib Dems, Greens, SNP, Change UK and Plaid Cymru

**Brexit Party and UKIP

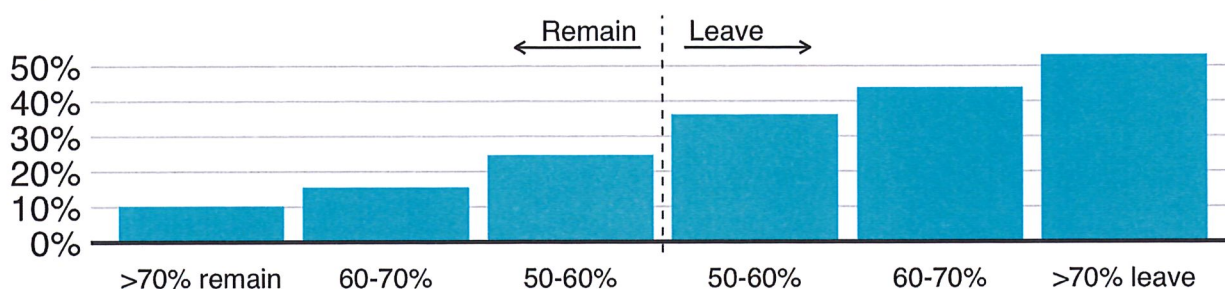
Source: Press Association / BBC



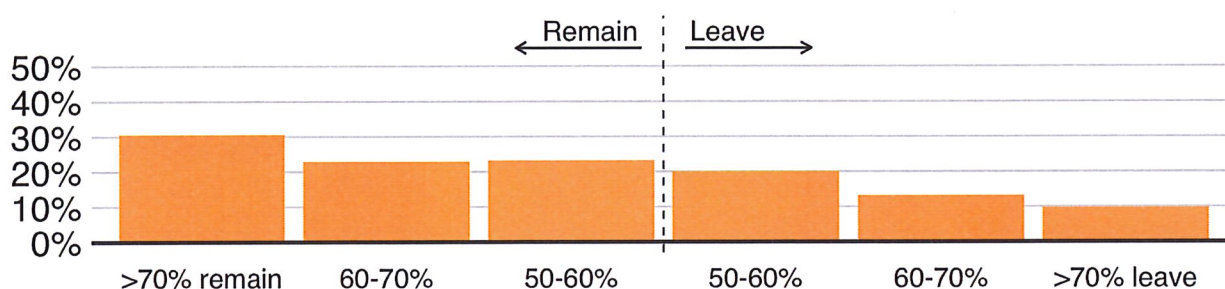
Nigel Farage's party secured more than half the vote in areas where more than 7 in 10 people backed Brexit in the 2016 referendum, while the trends for the Greens and Lib Dems were the opposite.

The Brexit effect

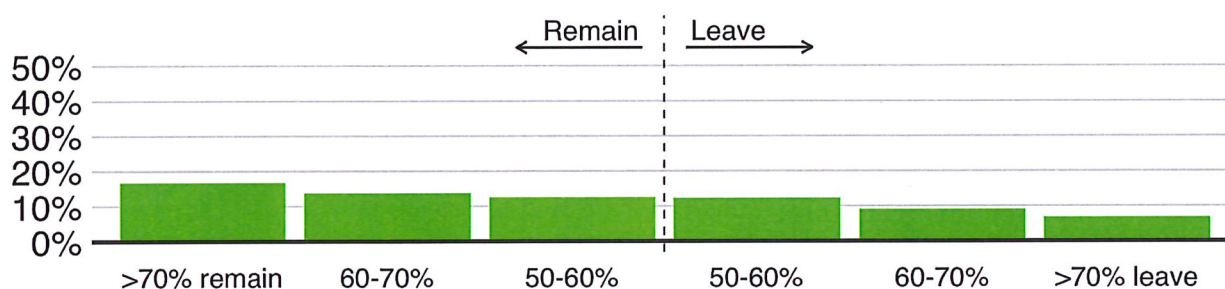
The Brexit Party got more than half the vote in the strongest Leave areas



The Lib Dems' results predictably followed the opposite trend



The Greens matched them, although with less support overall



Source: Press Association, Electoral Commission, BBC Data Journalism



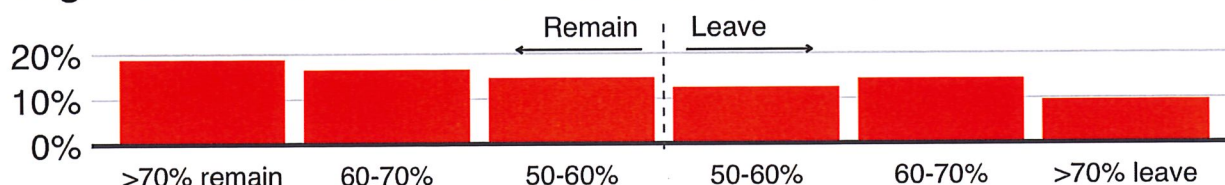
As for the two main parties, Labour particularly struggled to pick up votes in areas that voted strongly for Leave in 2016, averaging less than one in ten votes in those local authorities.

ADVERTISEMENT

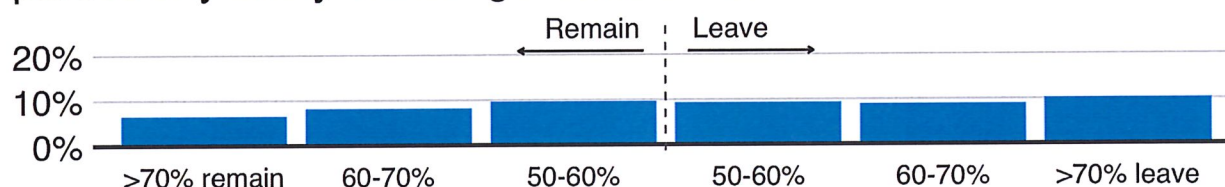


The Conservatives performed badly across the board, but worst in areas where voters heavily backed Remain in the referendum.

Labour performed better in strong Remain areas, but still failed to get more than one fifth of votes there



The Conservatives performed consistently poorly, although particularly badly in strong Remain areas



Source: Press Association, Electoral Commission, BBC Data Journalism



Voters in local authority areas which backed Remain in the EU referendum showed a renewed enthusiasm for getting out to vote.

For example, turnout in Bristol, in which more than 60% of voters supported Remain, increased by eight percentage points with the Green Party winning the most votes, and in Edinburgh, where more than 75% of voters were Remainers, it was up by nine points with the SNP in the lead.

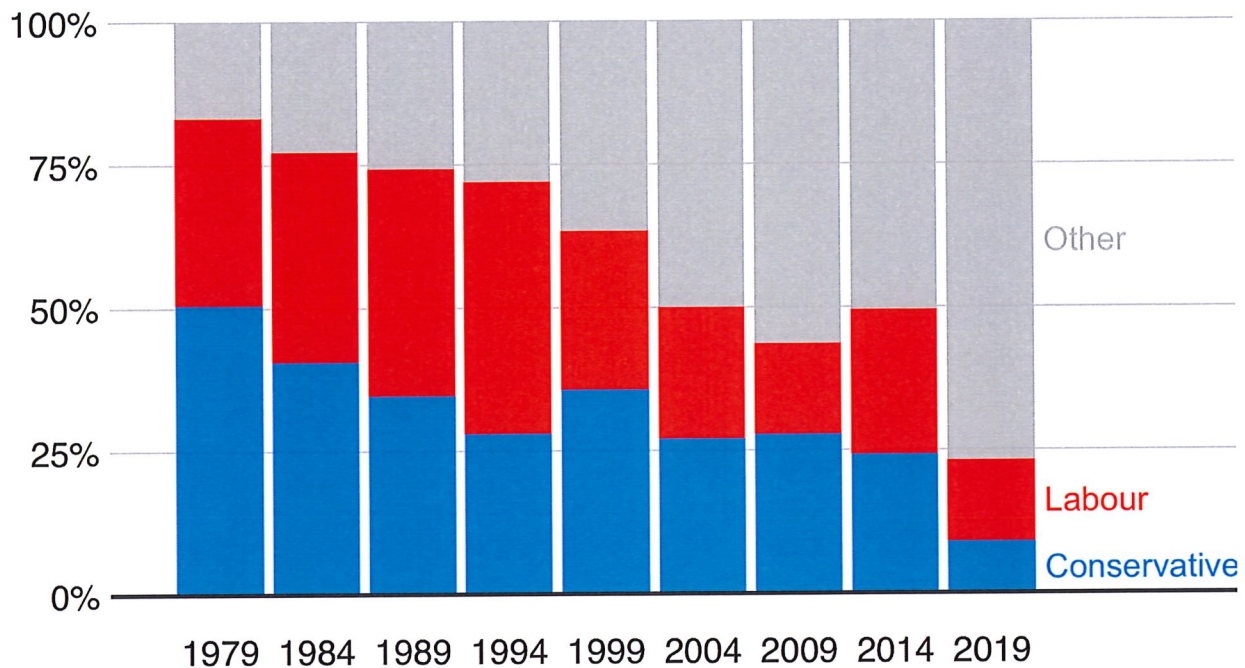
On average turnout was 36.7%, up a little less than two percentage points on the last EU election in 2014.

The Conservatives and Labour combined received less than 25% of the votes, their worst result in any EU election.

The two main parties' vote share has been dropping consistently since the UK's first EU election in 1979.

How Tory and Labour vote share has fallen

Vote share by party for EU elections, 1979-2019



Source: Press Association / House of Commons Library

BBC

By Daniel Dunford, John Walton, Clara Guibourg, Ed Lowther and Paul Sargeant. Design by Sean Willmott, Prina Shah and Irene de la Torre Arenas. Development by Joe Reed, Becky Rush and Shilpa Saraf.

Related Topics

The UK's European elections 2019

European elections 2019

Share this story About sharing

More Videos from the BBC

Recommended by Outbrain

'They left Sala alone like a dog'

Olivia Arthur: The secret lives of Saudi women

The man whose kindness went viral