

	Countries	National electoral commissions - link to EP results	Member Parties	Number of affiliated elected MEPs	Election result in %	Election result in numbers received votes	Total vote	Names of MEPs
1	Croatia	https://www.izbori.hr/site/izbori-referendumi/izbori-clanova-u-europski-parlament-iz-republike-hrvatske/izbori-clanova-u-europski-parlament-iz-republike-hrvatske-2019-1759/aktualnosti-1760/rezultati-1763/1763	NS - Reformisti	0	0,92	9 971	1 073 954	
2	Cyprus	http://wtv.elections.moi.gov.cy/	PLATFORMA POLITON		Did not run			
			Citizens' Alliance	0	3,29 (alliance alliance - Ecologists)	9 232	280 935	
3	Czech Republic		Senator 21		Did not run			
4	France	https://www.interieur.gouv.fr/Elections/Les-resultats/Europeennes/election-europeennes-2019/(path)/europeennes-2019/FE.html	Mouvement Démocrate	5	22, 42 (Alliance Renaissance)	5 079 015	22 655 174	Marie Pierre Vedrenne Catherine Chabaud Sylvie Brunet Laurence Farreng Christophe Grudler
5	Germany	https://www.bundeswahlleiter.de/en/info/presse/mitteilungen/europawahl-2019/35_19_vorlaeufiges-ergebnis.html	Freie Wähler	2	2,2	806 590	37 389 231	Ulrike Müller Engin Eroglu
6	Greece	https://ekloges.vpes.gr/current/e/home/en/index.html	Enosi Kentroon	0	1,45	82 084	5 656 119	
7	Hungary		Uj Kezdet		Did not run			
8	Italy	https://elezioni.interno.gov.it/comunali/scrutini/20190526/elenchiGB	Partito Democratico Europeo Italia	0	3,11 (alliance +Europa – Italia in Comune – PDE Italia)	833.443	26 783 732	
9	Poland		Stronnictwo Demokratyczne	0	Did not run			
10	Portugal	https://www.europeias2019.mai.gov.pt/index.html	Partido Democratico Republicano	0	0,48	15 789	3 314 423	
11	Romania	http://europarlamentare2019.bec.ro/wp-content/uploads/2019/05/PV_E_BEC_sgn_G_S_P.pdf?fbclid=IwAR0VGYpXPRlfrANUjLBpkKDVyCIHNdG7Fkreuifarr1A9vpxAqE87Dsd0e	Asociația Italienilor din România		Did not run			
			Pro Romania	2	6,44	583 916	9 069 822	Corina Crețu Mihai Tudose
12	Slovakia	http://www.volby.sk/en/data01.html	Europska Demokraticka Strana	0	0,14	1 452	1 007 398	
13	Slovenia	https://www.dvk-rs.si/index.php/si/arhiv-evropski-parlament/volitve-v-evropski-parlament-2019	Desus	0	5,67	27 329	482.075	
14	Spain	https://resultados.eleccioneslocales.europa.es/19.es/#/es/eu/resultados/total	Partido Nacionalista Vasco	1	2,83	633 265	22 603 898	Izaskun Bilbao Barandica
			Coalicion Canaria	0	(Alliance CEUS)			



Elections européennes 2019

CROATIE

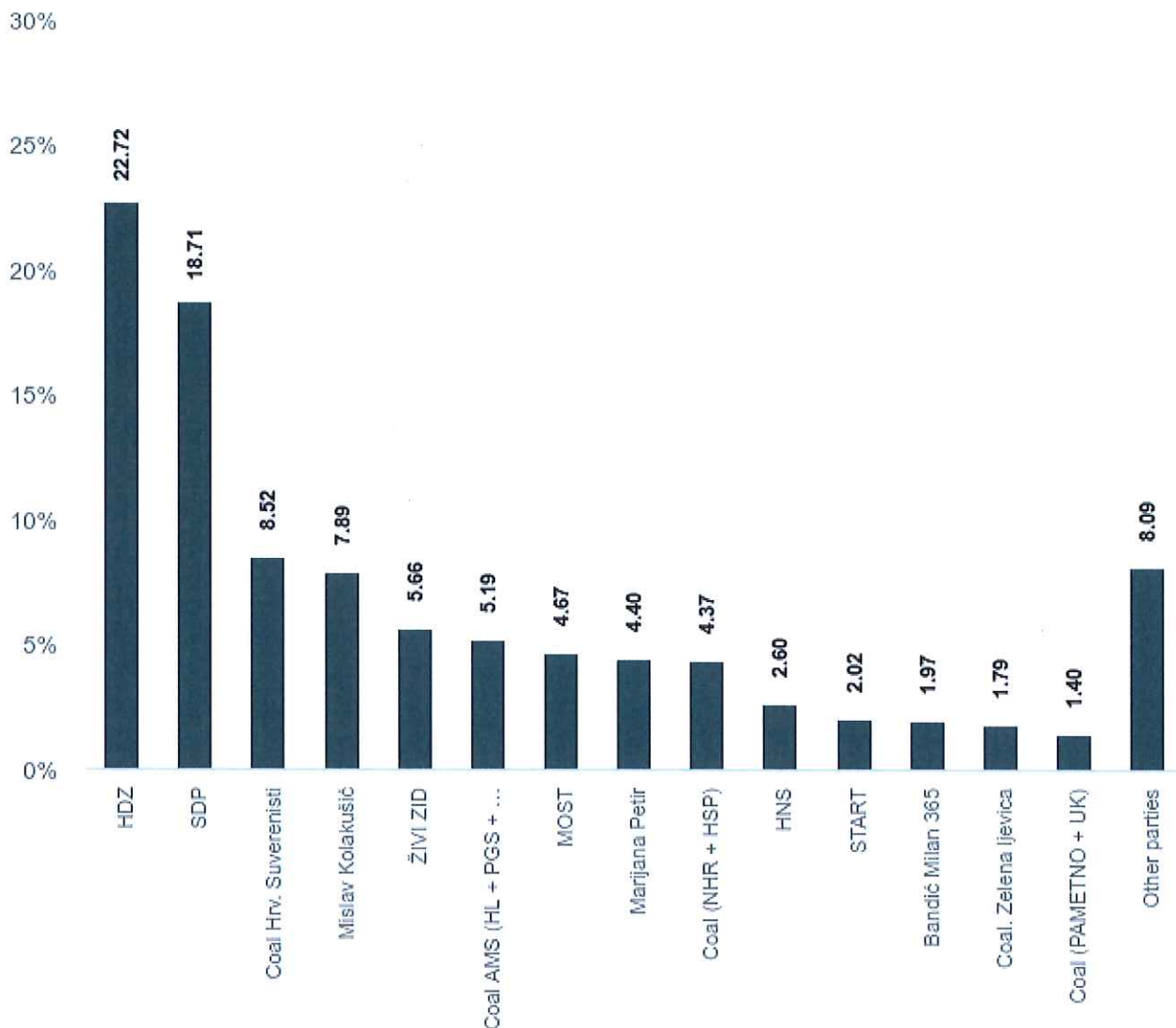
NS - Reformisti, parti membre

0,92 % - 9971 voix sur 1073954 votes

Results by national party: 2019-2024

Croatia - Final results

Percentage of votes



National Parties

HDZ - Hrvatska demokratska zajednica

SDP - Socijaldemokratska partija Hrvatske

Coal Hrv. Suverenisti - Coalition Hrvatski suverenisti (HRAST - Pokret za uspješnu Hrvatsku + Hrvatska konzervativna stranka - HKS + Hrvatska stranka prava dr. Ante Starićević - HSP AS + Ujedinjeni hrvatski domoljubi - UHD)

Mislav Kolakušić - Independent Mislav Kolakušić

ŽIVI ZID - Živi zid

Coal AMS (HL + PGS + HSU + IDS + HSS + GLAS + Demokrati) - Coalition Amsterdamska koalicija (Hrvatski laburisti + Primorsko goranski savez + Hrvatska stranka umirovljenika + Istarski demokratski sabor + Hrvatska seljačka stranka + Građansko-liberalni savez + Demokrati)

MOST - Most nezavisnih lista

Marijana Petir - Independent Marijana Petir

Coal (NHR + HSP) - Coalition (Neovisni za Hrvatsku + Hrvatska Stranka Prava)

HNS - Hrvatska narodna stranka

START - Stranka antikorupcije, razvoja i transparentnosti

Bandić Milan 365 - Bandić Milan 365 - Stranka rada i solidarnosti

Coal. Zelena ljevica - Coalition Zelena ljevica (Možemo! - politička platforma + Nova ljevica + Održivi razvoj Hrvatske - ORaH)

Coal (PAMETNO + UK) - Coalition (Pametno + Unija Kvarnera coalition)

Other parties - Other parties



Stanje od 27.05.2019 u 14:40

Broj obrađenih biračkih mjesta: 6545 od ukupno 6545 (100,00 %)

UKUPNO RH	UKUPNO	
broj birača na obrađenim biračkim mjestima	3.696.907	
pristupilo glasanju	1.103.941	29,86 %
glasovalo birača (prema glasačkim listićima)	1.103.551	29,85 %
broj važećih listića	1.073.954	97,32 %
broj nevažećih listića	29.597	2,68 %

LISTE		BROJ GLASOVA	POSTOTAK
1.	HRVATSKA DEMOKRATSKA ZAJEDNICA - HDZ	244.076	22,72
2.	SOCIJALDEMOKRATSKA PARTIJA HRVATSKE - SDP	200.976	18,71
3.	HRAST - POKRET ZA USPJEŠNU HRVATSKU HRVATSKA KONZERVATIVNA STRANKA - HKS HRVATSKA STRANKA PRAVA DR. ANTE STARČEVIĆ - HSP AS UJEDINJENI HRVATSKI DOMOLJUBI - UHD	91.546	8,52
4.	Kandidacijska lista grupe birača - KOLAKUŠIĆ MISLAV	84.765	7,89
5.	ŽIVI ZID	60.847	5,66
6.	HRVATSKA SELJAČKA STRANKA - HSS GRAĐANSKO-LIBERALNI SAVEZ - GLAS ISTARSKI DEMOKRATSKI SABOR - IDS HRVATSKA STRANKA UMIROVLJENIKA - HSU PRIMORSKO GORANSKI SAVEZ - PGS DEMOKRATI HRVATSKI LABURISTI - STRANKA RADA - LABURISTI	55.806	5,19
7.	MOST NEZAVISNIH LISTA	50.257	4,67
8.	Kandidacijska lista grupe birača - PETIR MARIJANA	47.358	4,40
9.	BRUNA ESIH - ZLATKO HASANBEGOVIĆ: NEOVISNI ZA HRVATSKU HRVATSKA STRANKA PRAVA	46.970	4,37
10.	SAMOSTALNA DEMOKRATSKA SRPSKA STRANKA - SDSS	28.597	2,66
11.	HRVATSKA NARODNA STRANKA - LIBERALNI DEMOKRATI - HNS	27.958	2,60
12.	START - STRANKA ANTIKORUPCIJE, RAZVOJA I TRANSPARENTNOSTI - START	21.744	2,02
13.	"BANDIĆ MILAN 365 - STRANKA RADA I SOLIDARNOSTI"	21.175	1,97
14.	MOŽEMO! - POLITIČKA PLATFORMA NOVA LJEVICA ODRŽIVI RAZVOJ HRVATSKE - ORaH	19.313	1,79
15.	PAMETNO UNIJA KVARNERA	15.074	1,40
16.	NARODNA STRANKA - REFORMISTI	9.971	0,92
17.	ZELENA LISTA	5.972	0,55
18.	HRVATSKA SOCIJALNO - LIBERALNA STRANKA - HSLS	5.876	0,54
19.	HRVATSKA DEMOKRATSKA STRANKA	5.610	0,52
20.	AUTOHTONA - HRVATSKA STRANKA PRAVA - A - HSP	4.391	0,40
21.	BLOKIRANI - DEBLOKIRAJMO HRVATSKU - BLOKIRANI	3.981	0,37
22.	SNAGA - STRANKA NARODNOG I GRAĐANSKOG AKTIVIZMA - SNAGA	3.683	0,34
23.	HRVATSKA DEMOKRŠČANSKA STRANKA - HDS	3.651	0,33
24.	RADNIČKA FRONTA - RF SOCIJALISTIČKA RADNIČKA PARTIJA HRVATSKE - SRP	2.645	0,24
25.	POKRET ZA MODERNU HRVATSKU	2.581	0,24
26.	DEMOKRATSKI SAVEZ SRBA - DSS	2.036	0,18
27.	HRVATSKA BRANITELJSKA PUČKA STRANKA - HBPS	1.588	0,14
28.	MOJA VOLJENA HRVATSKA - MVH	1.168	0,10
29.	ZAGORSKA STRANKA ZA ZAGREB - ZSZ	1.128	0,10
30.	SLOBODNA HRVATSKA - SH	1.021	0,09
31.	STRANKA HRVATSKOG ZAJEDNIŠTVA - SHZ	944	0,08
32.	HRVATSKA STRANKA REDA - HSR	733	0,06
33.	SLOBODARSKA STRANKA HRVATSKE - SSH	513	0,04

Obrada podataka - 2019 © APIS IT d.o.o.

Stanje od 27.05.2019 u 14:40

Broj obrađenih biračkih mjesta: 6545 od ukupno 6545 (100,00 %)

UKUPNO RH		UKUPNO	
broj birača na obrađenim biračkim mjestima		3.696.907	
pristupilo glasovanju		1.103.941	29,86 %
glasovalo birača (prema glasačkim listićima)		1.103.551	29,85 %
broj važećih listića		1.073.954	97,32 %
broj nevažećih listića		29.597	2,68 %

LISTE		BROJ GLASOVA	POSTOTAK	
1.	HRVATSKA DEMOKRATSKA ZAJEDNICA - HDZ	244.076	22,72	
2.	SOCIJALDEMOKRATSKA PARTIJA HRVATSKE - SDP	200.976	18,71	
3.	HRAST - POKRET ZA USPJEŠNU HRVATSKU HRVATSKA KONZERVATIVNA STRANKA - HKS HRVATSKA STRANKA PRAVA DR. ANTE STARČEVIĆ - HSP AS UJEDINJENI HRVATSKI DOMOLJUBI - UHD	91.546	8,52	
4.	Kandidacijska lista grupe birača - KOLAKUŠIĆ MISLAV	84.765	7,89	
5.	ŽIVI ZID	60.847	5,66	
6.	HRVATSKA SELJAČKA STRANKA - HSS GRADANSKO-LIBERALNI SAVEZ - GLAS ISTARSKI DEMOKRATSKI SABOR - IDS HRVATSKA STRANKA UMIROVLJENIKA - HSU PRIMORSKO GORANSKI SAVEZ - PGS DEMOKRATI HRVATSKI LABURISTI - STRANKA RADA - LABURISTI	55.806	5,19	
7.	MOST NEZAVISNIH LISTA	50.257	4,67	
8.	Kandidacijska lista grupe birača - PETIR MARIJANA	47.358	4,40	
9.	BRUNA ESIH - ZLATKO HASANBEGOVIĆ: NEOVISNI ZA HRVATSKU HRVATSKA STRANKA PRAVA	46.970	4,37	
10.	SAMOSTALNA DEMOKRATSKA SRPSKA STRANKA - SDSS	28.597	2,66	
11.	HRVATSKA NARODNA STRANKA - LIBERALNI DEMOKRATI - HNS	27.958	2,60	
12.	START - STRANKA ANTIKORUPCIJE, RAZVOJA I TRANSPARENTNOSTI - START	21.744	2,02	
13.	"BANDIĆ MILAN 365 - STRANKA RADA I SOLIDARNOSTI"	21.175	1,97	
14.	MOŽEMO! - POLITIČKA PLATFORMA NOVA LJEVICA ODRŽIVI RAZVOJ HRVATSKE - ORaH	19.313	1,79	
15.	PAMETNO UNIJA KVARNERA	15.074	1,40	
16.	NARODNA STRANKA - REFORMISTI			
		BROJ GLASOVA	POSTOTAK	
	1.	RADIMIR ČAČIĆ	4.924	49,38
	2.	NATALIJA MARTINČEVIĆ	607	6,08
	3.	ERVIN VIČEVIĆ	155	1,55
	4.	ALENKA KOŠIŠA ČIČIN-ŠAIN	52	0,52
	5.	TOMISLAV PALJAK	414	4,15
	6.	ANITA BEGIĆ HADŽIPAŠIĆ	79	0,79
	7.	DAVOR KLJAK	123	1,23
	8.	VLASTA MIŠURAC	65	0,65
	9.	ZEMIR DELIĆ	62	0,62
	10.	ANITA VELIĆ FABIJANIĆ	52	0,52
	11.	ANDRO VLAHUŠIĆ	223	2,23
	12.	DARINKO DUMBOVIĆ	1.166	11,69
		9.971	0,92	
17.	ZELENA LISTA	5.972	0,55	
18.	HRVATSKA SOCIJALNO - LIBERALNA STRANKA - HSLS	5.876	0,54	
19.	HRVATSKA DEMOKRATSKA STRANKA	5.610	0,52	
20.	AUTOHTONA - HRVATSKA STRANKA PRAVA - A - HSP	4.391	0,40	
21.	BLOKIRANI - DEBLOKIRAJMO HRVATSKU - BLOKIRANI	3.981	0,37	
22.	SNAGA - STRANKA NARODNOG I GRADANSKOG AKTIVIZMA - SNAGA	3.683	0,34	
23.	HRVATSKA DEMOKRŠČANSKA STRANKA - HDS	3.651	0,33	
24.	RADNIČKA FRONTA - RF SOCIJALISTIČKA RADNIČKA PARTIJA HRVATSKE - SRP	2.645	0,24	
25.	POKRET ZA MODERNU HRVATSKU	2.581	0,24	
26.	DEMOKRATSKI SAVEZ SRBA - DSS	2.036	0,18	
27.	HRVATSKA BRANITELJSKA PUČKA STRANKA - HBPS	1.588	0,14	
28.	MOJA VOLJENA HRVATSKA - MVH	1.168	0,10	
29.	ZAGORSKA STRANKA ZA ZAGREB - ZSZ	1.128	0,10	
30.	SLOBODNA HRVATSKA - SH	1.021	0,09	

	LISTE	BROJ GLASOVA	POSTOTAK
31.	STRANKA HRVATSKOG ZAJEDNIŠTVA - SHZ	944	0,08
32.	HRVATSKA STRANKA REDA - HSR	733	0,06
33.	SLOBODARSKA STRANKA HRVATSKE - SSH	513	0,04

Obrada podataka - 2019 © APIS IT d.o.o.



**REPUBLIKA HRVATSKA
DRŽAVNO IZBORNO POVJERENSTVO
REPUBLIKE HRVATSKE**

KLASA: 013-08/19-01/70

URBROJ: 507-03/05-19-2

Zagreb, 5. lipnja 2019.

Na osnovi članaka 56. i 57. Zakona o izboru članova u Europski parlament iz Republike Hrvatske ("Narodne novine", broj 92/10, 23/13 i 143/13, dalje: Zakon) Državno izborno povjerenstvo Republike Hrvatske, utvrdilo je i objavljuje

**KONAČNE REZULTATE IZBORA ČLANOVA U EUROPSKI PARLAMENT
IZ REPUBLIKE HRVATSKE
PROVEDENIH 26. SVIBNJA 2019. GODINE**

I. Od ukupno **3.696.907** birača, glasovalo je (prema glasačkim listićima) **1.103.551** birača, odnosno **29,85%**.

Važećih glasačkih listića utvrđeno je **1.073.954**, odnosno **97,32%**.

Nevažećih glasačkih listića utvrđeno je **29.597**, odnosno **2,68%**.

II. Pojedine kandidacijske liste i kandidati dobili su sljedeći broj glasova:

I. HRVATSKA DEMOKRATSKA ZAJEDNICA - HDZ

	244.076 glasova	22,72%
1. KARLO RESSLER	52.859 glasova	21,65%
2. DUBRAVKA ŠUICA	31.791 glasova	13,02%
3. TOMISLAV SOKOL	4.573 glasova	1,87%
4. ŽELJANA ZOVKO	9.861 glasova	4,04%
5. SUNČANA GLAVAK	9.599 glasova	3,93%
6. MARIJANA BALIĆ	7.365 glasova	3,01%
7. GORAN PAUK	7.824 glasova	3,20%
8. NIKOLINA BRNJAC	2.198 glasova	0,90%
9. STJEPAN RIBIĆ	4.359 glasova	1,78%
10. DOMAGOJ MAROEVIĆ	6.974 glasova	2,85%
11. DANIJEL MARUŠIĆ	9.747 glasova	3,99%
12. STJEPAN ADANIĆ	4.146 glasova	1,69%

2. SOCIJALDEMOKRATSKA PARTIJA HRVATSKE - SDP	200.976 glasova	18,71%
1. TONINO PICULA	50.921 glasova	25,33%
2. BILJANA BORZAN	64.736 glasova	32,21%
3. PREDRAG FRED MATIĆ	13.371 glasova	6,65%
4. ROMANA JERKOVIĆ	1.368 glasova	0,68%
5. JOŠKO KLISOVIĆ	4.650 glasova	2,31%
6. IVANA POSAVEC KRIVEC	777 glasova	0,38%
7. GORDAN MARAS	9.948 glasova	4,94%
8. BARBARA ANTOLIĆ VUPORA	1.063 glasova	0,52%
9. MLADEN NOVAK	1.269 glasova	0,63%
10. SANJA RADOLOVIĆ	1.413 glasova	0,70%
11. MIRELA HOLY	11.328 glasova	5,63%
12. RANKO OSTOJIĆ	10.618 glasova	5,28%
3. HRAST - POKRET ZA USPJEŠNU HRVATSKU	91.546 glasova	8,52%
HRVATSKA KONZERVATIVNA STRANKA - HKS		
HRVATSKA STRANKA PRAVA DR. ANTE STARČEVIĆ - HSP AS		
UJEDINJENI HRVATSKI DOMOLJUBI - UHD		
1. RUŽA TOMAŠIĆ	69.989 glasova	76,45%
2. LADISLAV ILČIĆ	1.770 glasova	1,93%
3. ŽONI MAKŠAN	961 glasova	1,04%
4. ŽELJKO SAČIĆ	3.013 glasova	3,29%
5. PERO KOVAČEVIĆ	675 glasova	0,73%
6. BERNARDICA JURETIĆ ROŽMAN	533 glasova	0,58%
7. JURE VUJIĆ	105 glasova	0,11%
8. KRISTINA GOGIĆ	84 glasova	0,09%
9. TOMISLAV SUNIĆ	745 glasova	0,81%
10. IVANA PAVIĆ	88 glasova	0,09%
11. PREDRAG MIŠIĆ	766 glasova	0,83%
12. HRVOJE ZEKANOVIĆ	3.975 glasova	4,34%
4. KANDIDACIJSKA LISTA GRUPE BIRAČA	84.765 glasova	7,89%
Nositelj kandidacijske liste: MISLAV KOLAKUŠIĆ		
1. MISLAV KOLAKUŠIĆ	68.883 glasova	81,26%
2. DAVOR BANOVIĆ	297 glasova	0,35%
3. MARJANA BOTIĆ	261 glasova	0,30%
4. IGOR ČUTUK	83 glasova	0,09%
5. MARINA ZELIĆ	141 glasova	0,16%
6. KATARINA JUKIĆ	359 glasova	0,42%
7. KRISTIJAN STIPANIČEV	60 glasova	0,07%
8. PETRA ŽITKO	64 glasova	0,07%
9. MILAN PUHARIĆ	62 glasova	0,07%
10. NADA TUŠAK	77 glasova	0,09%
11. ALEKSANDAR MILOŠEV	38 glasova	0,04%
12. ALAN SANKOVIĆ	94 glasova	0,11%
5. ŽIVI ZID	60.847 glasova	5,66%
1. TIHOMIR LUKANIĆ	5.910 glasova	9,71%
2. DOLORES SCHAUER	1.166 glasova	1,91%
3. DOMINIK VULETIĆ	1.261 glasova	2,07%
4. GORANKA DOROTIĆ	1.412 glasova	2,32%
5. BRANIMIR BUNJAC	8.106 glasova	13,32%
6. NIKOLINA BUDIMIR	445 glasova	0,73%
7. IVANA DELAŠ	2.433 glasova	3,99%
8. DINKO ŠTIMAC	516 glasova	0,84%
9. IGOR MARKEŠIĆ	213 glasova	0,35%
10. MAJA OČKO ŠUNJIĆ	497 glasova	0,81%
11. ZVONKO ŠEGVIĆ	160 glasova	0,26%
12. IVAN VILIBOR SINČIĆ	18.314 glasova	30,09%

6. HRVATSKA SELJAČKA STRANKA - HSS		55.829 glasova	5,19%
GRAĐANSKO-LIBERALNI SAVEZ - GLAS			
ISTARSKI DEMOKRATSKI SABOR - IDS			
HRVATSKA STRANKA UMIROVLJENIKA - HSU			
PRIMORSKO GORANSKI SAVEZ - PGS			
DEMOKRATI			
HRVATSKI LABURISTI - STRANKA RADA - LABURISTI			
1. VALTER FLEGO	21.228 glasova	38,02%	
2. JOZO RADOŠ	1.201 glasova	2,15%	
3. ZORAN BAHTIJAREVIĆ	8.490 glasova	15,20%	
4. SILVANO HRELJA	2.834 glasova	5,07%	
5. TEA MIČIĆ BADURINA	871 glasova	1,56%	
6. MARINA GRADIŠER	530 glasova	0,94%	
7. DIANA TOPČIĆ-ROSENBERG	247 glasova	0,44%	
8. DAMIR NOVOTNY	437 glasova	0,78%	
9. MIRA MOROVIĆ	367 glasova	0,65%	
10. DAMIR JURIĆ	118 glasova	0,21%	
11. KREŠO BELJAK	5.614 glasova	10,05%	
12. ANKA MRAK-TARITAŠ	5.680 glasova	10,17%	
7. MOST NEZAVISNIH LISTA		50.257 glasova	4,67%
1. BOŽO PETROV	18.160 glasova	36,13%	
2. SONJA ČIKOTIĆ	4.440 glasova	8,83%	
3. IVAN PRSKALO	2.679 glasova	5,33%	
4. INES STRENJA	1.471 glasova	2,92%	
5. RUŽICA VUKOVAC	1.130 glasova	2,24%	
6. ROBERT PODOLNJAK	721 glasova	1,43%	
7. LJUBICA AMBRUŠEC	591 glasova	1,17%	
8. NIZAR SHOUKRY	477 glasova	0,94%	
9. IVAN BEKAVAC	353 glasova	0,70%	
10. MATO TOMLIJANOVIĆ	389 glasova	0,77%	
11. IVAN MATIĆ	607 glasova	1,20%	
12. MIRO BULJ	8.046 glasova	16,00%	
8. KANDIDACIJSKA LISTA GRUPE BIRAČA		47.358 glasova	4,40%
Nositeljica kandidacijske liste: MARIJANA PETIR			
1. MARIJANA PETIR	40.572 glasova	85,67%	
2. DOMAGOJ STJEPAN KRNJAK	109 glasova	0,23%	
3. MATO BRLOŠIĆ	108 glasova	0,22%	
4. KLEMENTINA KARANOVIC	216 glasova	0,45%	
5. NEDA ABERLE	64 glasova	0,13%	
6. ZVONIMIR KALIĆ	183 glasova	0,38%	
7. MELITA VRBANEK	144 glasova	0,30%	
8. TVRTKO KRPINA	76 glasova	0,16%	
9. ANA VOLARIĆ-MRŠIĆ	51 glasova	0,10%	
10. ANKA MUSA	61 glasova	0,12%	
11. ANA LAŽETA	116 glasova	0,24%	
12. PETAR JURČEVIĆ	161 glasova	0,33%	

9. BRUNA ESIH - ZLATKO HASANBEGOVIĆ: NEOVISNI ZA HRVATSKU	46.970 glasova	4,37%
HRVATSKA STRANKA PRAVA		
1. BRUNA ESIH	18.784 glasova	39,99%
2. TOMISLAV JONJIĆ	1.591 glasova	3,38%
3. KARLO STARČEVIĆ	1.462 glasova	3,11%
4. ŽELJKO GLASNOVIĆ	5.091 glasova	10,83%
5. KREŠIMIR KARTELO	432 glasova	0,91%
6. ANA LEDERER	269 glasova	0,57%
7. DAVORIN KARAČIĆ	348 glasova	0,74%
8. MARTIN MLADEN PAUK	374 glasova	0,79%
9. VLADIMIR KOVAČEVIĆ	706 glasova	1,50%
10. DAMIR MARKUŠ	1.352 glasova	2,87%
11. MATO ARTUKOVIĆ	129 glasova	0,27%
12. ZLATKO HASANBEGOVIĆ	9.296 glasova	19,79%
10. SAMOSTALNA DEMOKRATSKA SRPSKA STRANKA - SDSS	28.597 glasova	2,66%
1. MILORAD PUPOVAC	11.929 glasova	41,71%
2. DEJAN JOVIĆ	4.252 glasova	14,86%
3. DRAGANA JECKOV	560 glasova	1,95%
4. JUGOSLAV VESIĆ	468 glasova	1,63%
5. BORIS MILOŠEVIĆ	333 glasova	1,16%
6. ANJA ŠIMPRAGA	629 glasova	2,19%
7. DEJAN MIHAJLOVIĆ	291 glasova	1,01%
8. MIRJANA OLUIĆ-VOLODER	90 glasova	0,31%
9. NIKOLA IVANOVIĆ	207 glasova	0,72%
10. TATJANA VUKOBRATOVIĆ SPASOJEVIĆ	172 glasova	0,60%
11. ALEXANDRA RATKOVIĆ	70 glasova	0,24%
12. SRĐAN JEREMIĆ	332 glasova	1,16%
11. HRVATSKA NARODNA STRANKA - LIBERALNI DEMOKRATI - HNS	27.958 glasova	2,60%
1. MATIJA POSAVEC	14.427 glasova	51,60%
2. TOME ANTIČIĆ	278 glasova	0,99%
3. IVANA NIKOLIĆ POPOVIĆ	140 glasova	0,50%
4. RUŽA KOVAČEVIĆ BILIĆ	1.334 glasova	4,77%
5. DAVOR NAĐI	1.447 glasova	5,17%
6. NATAŠA GABRIČEVIĆ	162 glasova	0,57%
7. HABIB TAHIRI	275 glasova	0,98%
8. KRISTINA BULEŠIĆ	565 glasova	2,02%
9. ALEN LEVERIĆ	1.774 glasova	6,34%
10. MORANA JOKIĆ	156 glasova	0,55%
11. TOMISLAV STOJAK	706 glasova	2,52%
12. STJEPAN ČURAJ	2.145 glasova	7,67%
12. START - STRANKA ANTIKORUPCIJE, RAZVOJA I TRANSPARENTNOSTI - START	21.744 glasova	2,02%
1. DALIJA OREŠKOVIĆ	13.782 glasova	63,38%
2. BOJAN GLAVAŠEVIĆ	2.534 glasova	11,65%
3. NICOLE KWIATKOWSKI	309 glasova	1,42%
4. DUJE PRKUT	101 glasova	0,46%
5. BRANKA LUKAČEVIĆ-GREGIĆ	74 glasova	0,34%
6. TOMISLAV ŽAGAR	131 glasova	0,60%
7. MARINA PAVKOVIĆ	64 glasova	0,29%
8. PERO MRNAREVIĆ	171 glasova	0,78%
9. LEJLA ŠEHIĆ-RELIĆ	113 glasova	0,51%
10. TONČI TALAJA	106 glasova	0,48%
11. IGOR VLAJNJIĆ	59 glasova	0,27%
12. NEBOJŠA BIŠKUP	46 glasova	0,21%

13. "BANDIĆ MILAN 365 - STRANKA RADA I SOLIDARNOSTI"	21.175 glasova	1,97%
1. MARTINA BIENENFELD	5.158 glasova	24,35%
2. JELENA PAVIČIĆ VUKIČEVIĆ	2.364 glasova	11,16%
3. DAVOR ŠTERN	950 glasova	4,48%
4. LJUBO JURČIĆ	2.467 glasova	11,65%
5. GORDANA RUSAK	450 glasova	2,12%
6. MARIJO MOŽNIK	751 glasova	3,54%
7. IRENA CAJNER MRAOVIĆ	229 glasova	1,08%
8. HRVOJE BURIĆ	221 glasova	1,04%
9. ANA VLAHOV	321 glasova	1,51%
10. JOZO MILIČEVIĆ	486 glasova	2,29%
11. KREŠIMIR ROGINA	138 glasova	0,65%
12. VELJKO ĐORĐEVIĆ	247 glasova	1,16%
14. MOŽEMO! - POLITIČKA PLATFORMA NOVA LJEVICA ODRŽIVI RAZVOJ HRVATSKE - ORaH	19.313 glasova	1,79%
1. TOMISLAV TOMAŠEVIĆ	5.429 glasova	28,11%
2. RADA BORIĆ	1.466 glasova	7,59%
3. ZORISLAV ANTUN PETROVIĆ	413 glasova	2,13%
4. SANDRA BENČIĆ	790 glasova	4,09%
5. ANA MARIJA SIMIĆ	2.377 glasova	12,30%
6. DUBRAVKO LEPUŠIĆ	215 glasova	1,11%
7. KARMELA ROMIĆ	72 glasova	0,37%
8. NEBOJŠA ZELIĆ	435 glasova	2,25%
9. NADEŽDA ČAČINOVIĆ	299 glasova	1,54%
10. MLADEN SUDAR	142 glasova	0,73%
11. ATANA GRBIĆ-MARTINOVIĆ	69 glasova	0,35%
12. DRAGAN MARKOVINA	1.203 glasova	6,22%
15. PAMETNO UNIJA KVARNERA	15.074 glasova	1,40%
1. IVICA PULJAK	8.139 glasova	53,99%
2. IVANA MILAS KLARIĆ	328 glasova	2,17%
3. DARIO CAREV	168 glasova	1,11%
4. RENATA SOKOL JURKOVIĆ	202 glasova	1,34%
5. ĐANINO SUČIĆ	524 glasova	3,47%
6. VIKTORIJA KNEŽEVIĆ	162 glasova	1,07%
7. ANTE MANDIĆ	184 glasova	1,22%
8. ALIS MARIĆ	174 glasova	1,15%
9. DAVOR BRMEŽ	117 glasova	0,77%
10. FRANKO BAKOVIĆ	61 glasova	0,40%
11. MAJDA MANJGOTIĆ PARAVIĆ	101 glasova	0,67%
12. BRANIMIR URLIĆ	145 glasova	0,96%
16. NARODNA STRANKA - REFORMISTI	9.971 glasova	0,92%
1. RADIMIR ČAČIĆ	4.924 glasova	49,38%
2. NATALIJA MARTINČEVIĆ	607 glasova	6,08%
3. ERVIN VIČEVIĆ	155 glasova	1,55%
4. ALENKA KOŠIŠA ČIČIN-ŠAIN	52 glasova	0,52%
5. TOMISLAV PALJAK	414 glasova	4,15%
6. ANITA BEGIĆ HADŽIPAŠIĆ	79 glasova	0,79%
7. DAVOR KLJAK	123 glasova	1,23%
8. VLASTA MIŠURAC	65 glasova	0,65%
9. ZEMIR DELIĆ	62 glasova	0,62%
10. ANITA VELIĆ FABIJANIĆ	52 glasova	0,52%
11. ANDRO VLAHUŠIĆ	223 glasova	2,23%
12. DARINKO DUMBOVIĆ	1.166 glasova	11,69%

17. ZELENA LISTA	5.972 glasova	0,55%
1. NENAD MATIĆ	1.136 glasova	19,02%
2. MELANI STARČEVIĆ	341 glasova	5,70%
3. NINO HAT	158 glasova	2,64%
4. MIRJANA KOLAREK-KARAKAŠ	234 glasova	3,91%
5. MIRJANA MALOGORSKI	145 glasova	2,42%
6. MATO MLINARIĆ	318 glasova	5,32%
7. TATJANA HORVAT PELIVAN	247 glasova	4,13%
8. TINO VRBANOVIĆ	42 glasova	0,70%
9. MILJENKO ŠIMUNOVIĆ	69 glasova	1,15%
10. GORAN JUGOVIĆ	53 glasova	0,88%
11. PETER TOT-ĐERĐ	70 glasova	1,17%
12. MARIJA JELINČIĆ	208 glasova	3,48%
18. HRVATSKA SOCIJALNO - LIBERALNA STRANKA - HSLS	5.876 glasova	0,54%
1. SAŠA POLJANEC-BORIĆ	1.053 glasova	17,92%
2. MARIJO PUŠKARIĆ	468 glasova	7,96%
3. HRVOJE BAŠIĆ	467 glasova	7,94%
4. ANA BALAŠKO	359 glasova	6,10%
5. IVICA ŽUVELA	387 glasova	6,58%
6. BLAŽENKA ZVOŠEC	125 glasova	2,12%
7. GORAN ROMEK	304 glasova	5,17%
8. VLADIMIR ANDRIĆ	156 glasova	2,65%
9. ZORAN VIDOVIĆ	106 glasova	1,80%
10. BELKA ELEZOVIĆ	178 glasova	3,02%
11. DARKO MARKIĆ	133 glasova	2,26%
12. MAJA ŽUGAJ	165 glasova	2,80%
19. HRVATSKA DEMOKRATSKA STRANKA	5.610 glasova	0,52%
1. DEAN GOLUBIĆ	862 glasova	15,36%
2. NINA BOBINAC	258 glasova	4,59%
3. IGOR IVAN JORDANIĆ	124 glasova	2,21%
4. TIA MARIA TVARUŠEK	99 glasova	1,76%
5. DAMIR FERENČAK	242 glasova	4,31%
6. MONIKA BOBINAC FILIPČIĆ	133 glasova	2,37%
7. BRUNO KOREN	159 glasova	2,83%
8. JOSIPA SLAVIĆ	133 glasova	2,37%
9. JOSIP KALE	199 glasova	3,54%
10. GORDANA MARTINIĆ	155 glasova	2,76%
11. LIDIJA VINKOVIĆ	146 glasova	2,60%
12. DOMINIK VALIDŽIĆ	144 glasova	2,56%
20. AUTOHTONA - HRVATSKA STRANKA PRAVA - A - HSP	4.391 glasova	0,40%
1. DRAŽEN KELEMINEC	1.275 glasova	29,03%
2. NIKOLA LUKIĆ	219 glasova	4,98%
3. MILAN BINGULA	153 glasova	3,48%
4. ZDENKICA PERKOVIĆ	230 glasova	5,23%
5. NENO DOŽDOR	56 glasova	1,27%
6. ŽAN JERIĆ	142 glasova	3,23%
7. IVAN PUŠIĆ	131 glasova	2,98%
8. DOBRILA KUDUZ	95 glasova	2,16%
9. GORAN ŠARIĆ	535 glasova	12,18%
10. FRANC TURNAR	43 glasova	0,97%
11. DARKO CVIJA	94 glasova	2,14%
12. DRAGUTIN JAMBREČINA	116 glasova	2,64%

21. BLOKIRANI - DEBLOKIRAJMO HRVATSKU - BLOKIRANI	3.981 glasova	0,37%
1. MIRIAM KERVATIN	1.145 glasova	28,76%
2. MARIO STRINAVIĆ	97 glasova	2,43%
3. MARIJA DIVIĆ	208 glasova	5,22%
4. SARAJKO BAKSA	65 glasova	1,63%
5. JOSIP JURČEVIĆ	205 glasova	5,14%
6. JADRANKA TURK	151 glasova	3,79%
7. JOSIP TISOVEC	56 glasova	1,40%
8. MILJENKO ŠKALEC	61 glasova	1,53%
9. IVICA SMOLIĆ	166 glasova	4,16%
10. IVAN HEGEDUŠ	104 glasova	2,61%
11. IGOR GOVORČIN	60 glasova	1,50%
12. ISKRA MARAS-JELAVIĆ	147 glasova	3,69%
22. SNAGA - STRANKA NARODNOG I GRAĐANSKOG AKTIVIZMA - SNAGA	3.683 glasova	0,34%
1. GORAN ALEKSIĆ	2.153 glasova	58,45%
2. KATARINA TURKOVIĆ GULIN	205 glasova	5,56%
3. PATRICIA ĐURIĆ	36 glasova	0,97%
4. ANA ŠESTO	61 glasova	1,65%
5. ELVIS SUDAR	50 glasova	1,35%
6. SRĐAN KALEBOTA	108 glasova	2,93%
7. ANA ŠIMIĆ	67 glasova	1,81%
8. SILVIJA ŠESTO	87 glasova	2,36%
9. NIKO KESVIJA	45 glasova	1,22%
10. DAVOR BALJAK	57 glasova	1,54%
11. SNJEŽANA BABIĆ VIŠNJIĆ	38 glasova	1,03%
12. BRANKO KOVAČEVIĆ	37 glasova	1,00%
23. HRVATSKA DEMOKRŠĆANSKA STRANKA - HDS	3.651 glasova	0,33%
1. ZORAN JUKIĆ	671 glasova	18,37%
2. TONI TURČINOV	310 glasova	8,49%
3. VJEKOSLAV INDIR	95 glasova	2,60%
4. MILJENKO CMREČAK	118 glasova	3,23%
5. MARIJA CRNIĆ-MARTINOVIĆ	119 glasova	3,25%
6. NADA JOHN	66 glasova	1,80%
7. IGOR VOJKOVIĆ	110 glasova	3,01%
8. SANJA JURIĆ	233 glasova	6,38%
9. IVANA DJEDOVIĆ	213 glasova	5,83%
10. TATJANA JAKŠIĆ	196 glasova	5,36%
11. MILICA ĐURĐIĆ	101 glasova	2,76%
12. DAJANA ŠEHIĆ	129 glasova	3,53%
24. RADNIČKA FRONTA - RF	2.622 glasova	0,24%
SOCIJALISTIČKA RADNIČKA PARTIJA HRVATSKE - SRP		
1. KATARINA PEOVIĆ VUKOVIĆ	746 glasova	28,45%
2. VESNA KONIGSKNECHT	104 glasova	3,96%
3. KRISTOFOR ŠTOKIĆ	88 glasova	3,35%
4. DENIS GETO	91 glasova	3,47%
5. VESNA UGRINA	66 glasova	2,51%
6. NIKICA NADRAMIJA	41 glasova	1,56%
7. DAVOR RAKIĆ	59 glasova	2,25%
8. HRVOJE ŠTEFAN	46 glasova	1,75%
9. ZDENKA STILINOVIĆ	32 glasova	1,22%
10. KATARINA PAVIČIĆ-JVELJA	48 glasova	1,83%
11. MARIO JARKI	19 glasova	0,72%
12. DAVID BILIĆ	112 glasova	4,27%

25. POKRET ZA MODERNU HRVATSKU	2.581 glasova	0,24%
1. DAMIR MIHELIC	382 glasova	14,80%
2. SNJEŽANA KUKEC BAJTO	124 glasova	4,80%
3. DAMIR GAŠPAROVIĆ	93 glasova	3,60%
4. ELLA DELAČ	208 glasova	8,05%
5. ŽELJKA MITOVSKI	61 glasova	2,36%
6. TOMISLAV KOMLJENOVIC	75 glasova	2,90%
7. ŽARKO BARKOVIĆ	29 glasova	1,12%
8. SANJICA STAJČIĆ-MILOŠEVIĆ	55 glasova	2,13%
9. NEVEN BOTICA	64 glasova	2,47%
10. DARIJA GAŠPAROVIĆ	72 glasova	2,78%
11. MIRJANA MIHELJA	61 glasova	2,36%
12. ANTE ROSO	107 glasova	4,14%
26. DEMOKRATSKI SAVEZ SRBA - DSS	2.036 glasova	0,18%
1. SRĐAN MILAKOVIĆ	460 glasova	22,59%
2. DRAGAN CRNOGORAC	90 glasova	4,42%
3. LUKA ŠUŠAK	29 glasova	1,42%
4. BRANKA BAKŠIĆ	229 glasova	11,24%
5. DUŠAN BJELAJAC	109 glasova	5,35%
6. JOVAN BOJANIĆ	154 glasova	7,56%
7. SRĐAN TATIĆ	47 glasova	2,30%
8. SLADANA BUNJEVAC	52 glasova	2,55%
9. ILIJA DRAGELJEVIĆ	25 glasova	1,22%
10. NEBOJŠA MANOJLOVIĆ	66 glasova	3,24%
11. JOVICA RADMANOVIĆ	106 glasova	5,20%
12. SINIŠA LJUBOJEVIĆ	151 glasova	7,41%
27. HRVATSKA BRANITELJSKA PUČKA STRANKA - HBPS	1.588 glasova	0,14%
1. NENAD VLAHOVIĆ	323 glasova	20,34%
2. PETRA PETKO	103 glasova	6,48%
3. VJEKOSLAV JOZIĆ	60 glasova	3,77%
4. IVANA SUČIĆ	72 glasova	4,53%
5. JURICA VRVILO	35 glasova	2,20%
6. ANITA HRNKAŠ	55 glasova	3,46%
7. BRIGITA ŠUŠNJAR	66 glasova	4,15%
8. DANIJELA FARAGO	29 glasova	1,82%
9. PETRA JOSIPOVIĆ	117 glasova	7,36%
10. IVAN CIKOJA	39 glasova	2,45%
11. DINKA ANTOLIĆ	68 glasova	4,28%
12. IMBRO BERKEŠ	39 glasova	2,45%
28. MOJA VOLJENA HRVATSKA - MVH	1.168 glasova	0,10%
1. IVAN LIPAK	177 glasova	15,15%
2. IVO BUTKOVIĆ	72 glasova	6,16%
3. IVICA LENČI	20 glasova	1,71%
4. MARICA MILINKOVIĆ	67 glasova	5,73%
5. DAVOR ANČIĆ	45 glasova	3,85%
6. IVAN TRŽIĆ	45 glasova	3,85%
7. ZVONIMIR MARCIUŠ	45 glasova	3,85%
8. RADMIŁA KODER	24 glasova	2,05%
9. VLADO VIDA KOVIĆ	44 glasova	3,76%
10. DRAGUTIN KODER	27 glasova	2,31%
11. IVAN MILINKOVIĆ	22 glasova	1,88%
12. TOMISLAV NÜRNBERGER	70 glasova	5,99%

29. ZAGORSKA STRANKA ZA ZAGREB - ZSZ	1.128 glasova	0,10%
1. LJUBOMIR PULJIĆ	168 glasova	14,89%
2. ŽELJKA NENADIĆ-TABAK	40 glasova	3,54%
3. LARA KRZNARIĆ	51 glasova	4,52%
4. ŽELJKO KRISTOVIĆ	44 glasova	3,90%
5. MARTINA BELOŠEVIĆ	51 glasova	4,52%
6. IVICA ANTOLIĆ	43 glasova	3,81%
7. MILJENKO HRENEK	51 glasova	4,52%
8. MAJA TURINA	48 glasova	4,25%
9. DARKO HRIBERSKI	37 glasova	3,28%
10. SNJEŽANA DUKARIĆ	25 glasova	2,21%
11. IVAN HERCIGONJA	41 glasova	3,63%
12. DOMINIK PULJIĆ	33 glasova	2,92%
30. SLOBODNA HRVATSKA - SH	1.021 glasova	0,09%
1. DANIJEL GALOVIĆ	279 glasova	27,32%
2. NEDJELJKA LONČAR	33 glasova	3,23%
3. DAMIR PRESTER	23 glasova	2,25%
4. JADRANKA PLANTAK	31 glasova	3,03%
5. GORKIĆ TARADI	31 glasova	3,03%
6. DAJANA DRAGIČEVIĆ	29 glasova	2,84%
7. MILAN PERKOVAC	39 glasova	3,81%
8. VEDRANA JAKELIĆ	27 glasova	2,64%
9. RUBES LEVADA	27 glasova	2,64%
10. MIRJANA SPAJIĆ	20 glasova	1,95%
11. MARIJA MICULINIĆ	15 glasova	1,46%
12. IVAN POKUPEC	83 glasova	8,12%
31. STRANKA HRVATSKOG ZAJEDNIŠTVA - SHZ	944 glasova	0,08%
1. MILJENKO MARIĆ	214 glasova	22,66%
2. ČEDO ALIĆ	41 glasova	4,34%
3. SANJA VUKELIĆ	54 glasova	5,72%
4. PETRA ANTUNOVIĆ	30 glasova	3,17%
5. LJILJANA DRAŽENOVIĆ	25 glasova	2,64%
6. NIKOLA ŠIMIĆ	27 glasova	2,86%
7. LJUBICA GEBHARD	20 glasova	2,11%
8. ANĐELKO KARDUM	20 glasova	2,11%
9. KARMELA FIŠER	32 glasova	3,38%
10. GORAN MARINOVIĆ	26 glasova	2,75%
11. LJUBO GAŠPAR	23 glasova	2,43%
12. GAŠPAR BILIĆ	75 glasova	7,94%
32. HRVATSKA STRANKA REDA - HSR	733 glasova	0,06%
1. DARKO DUGA	135 glasova	18,41%
2. ZORAN KOMARIĆ	52 glasova	7,09%
3. KRUNOSLAV DUGA	29 glasova	3,95%
4. SUZANA JURLINA	43 glasova	5,86%
5. DEJAN LUKIĆ	22 glasova	3,00%
6. DARKO BAN	33 glasova	4,50%
7. ROMAN JURLINA	21 glasova	2,86%
8. IVANA GREIF	22 glasova	3,00%
9. LEO DUGALIĆ	32 glasova	4,36%
10. ANA DUGA	27 glasova	3,68%
11. MARSELA KOMARIĆ	13 glasova	1,77%
12. LJUBICA VIDEČAK	32 glasova	4,36%

33. SLOBODARSKA STRANKA HRVATSKE - SSH	513 glasova	0,04%
1. MIRO MATIJEVIĆ	156 glasova	30,40%
2. ZDENKA PRPIĆ	31 glasova	6,04%
3. RADOVAN SMOKVINA	12 glasova	2,33%
4. RIKARDO ŠETIĆ	13 glasova	2,53%
5. NADA ŠVARC	18 glasova	3,50%
6. PETAR RADENIĆ	19 glasova	3,70%
7. ANTE ČOTIĆ	17 glasova	3,31%
8. PATRICIA HRKAČ POPILKA	13 glasova	2,53%
9. NATAŠA STICH KARAMATIĆ	29 glasova	5,65%
10. ŽELJKO ZADRAVAC	20 glasova	3,89%
11. DAMIR ŠKVORC	19 glasova	3,70%
12. IGOR POPILKA	21 glasova	4,09%

III. Kandidacijske liste koje su dobile najmanje 5% danih glasova birača u skladu s odredbom članka 25. Zakona i sudjeluju u diobi za članove u Europski parlament su:

1. **HRVATSKA DEMOKRATSKA ZAJEDNICA - HDZ**
2. **SOCIJALDEMOKRATSKA PARTIJA HRVATSKE - SDP**
3. **HRAST - POKRET ZA USPJEŠNU HRVATSKU**
HRVATSKA KONZERVATIVNA STRANKA - HKS
HRVATSKA STRANKA PRAVA DR. ANTE STARČEVIĆ - HSP AS
UJEDINJENI HRVATSKI DOMOLJUBI - UHD
4. **KANDIDACIJSKA LISTA GRUPE BIRAČA**
Nositelj kandidacijske liste: MISLAV KOLAKUŠIĆ
5. **ŽIVI ZID**
6. **HRVATSKA SELJAČKA STRANKA - HSS**
GRAĐANSKO-LIBERALNI SAVEZ - GLAS
ISTARSKI DEMOKRATSKI SABOR - IDS
HRVATSKA STRANKA UMIROVLJENIKA - HSU
PRIMORSKO GORANSKI SAVEZ - PGS
DEMOKRATI
HRVATSKI LABURISTI - STRANKA RADA - LABURISTI

IV. Podjela mjesta za članove u Europskom parlamentu u skladu s člankom 26. Zakona je sljedeća:

1. **HRVATSKA DEMOKRATSKA ZAJEDNICA - HDZ**
kandidacijska lista dobila je 4 mjesta, te su s ove kandidacijske liste izabrani članovi u Europski parlament:
 1. KARLO RESSLER (*kandidat na kandidacijskoj listi pod rednim brojem 1.*)
 2. DUBRAVKA ŠUICA (*kandidatkinja na kandidacijskoj listi pod rednim brojem 2.*)
 3. TOMISLAV SOKOL (*kandidat na kandidacijskoj listi pod rednim brojem 3.*)
 4. ŽELJANA ZOVKO (*kandidatkinja na kandidacijskoj listi pod rednim brojem 4.*)
2. **SOCIJALDEMOKRATSKA PARTIJA HRVATSKE - SDP**
kandidacijska lista dobila je 4 mjesta, te su s ove kandidacijske liste izabrani članovi u Europski parlament:
 1. BILJANA BORZAN (*kandidatkinja na kandidacijskoj listi pod rednim brojem 2.*)
 2. TONINO PICULA (*kandidat na kandidacijskoj listi pod rednim brojem 1.*)
 3. PREDRAG FRED MATIĆ (*kandidat na kandidacijskoj listi pod rednim brojem 3.*)
 4. ROMANA JERKOVIĆ (*kandidatkinja na kandidacijskoj listi pod rednim brojem 4.*)

3. HRAST - POKRET ZA USPJEŠNU HRVATSKU

HRVATSKA KONZERVATIVNA STRANKA - HKS

HRVATSKA STRANKA PRAVA DR. ANTE STARČEVIĆ - HSP AS

UJEDINJENI HRVATSKI DOMOLJUBI - UHD

kandidacijska lista dobila je 1 mjesto, te je s ove kandidacijske liste izabrana članica u Europski parlament:

1. RUŽA TOMAŠIĆ (*kandidatkinja na kandidacijskoj listi pod rednim brojem 1.*)

4. KANDIDACIJSKA LISTA GRUPE BIRAČA

Nositelj kandidacijske liste: MISLAV KOLAKUŠIĆ

kandidacijska lista dobila je 1 mjesto, te je s ove kandidacijske liste izabran član u Europski parlament:

1. MISLAV KOLAKUŠIĆ (*kandidat na kandidacijskoj listi pod rednim brojem 1.*)

5. ŽIVI ZID

kandidacijska lista dobila je 1 mjesto, te je s ove kandidacijske liste izabran član u Europski parlament:

1. IVAN VILIBOR SINČIĆ (*kandidat na kandidacijskoj listi pod rednim brojem 12.*)

6. HRVATSKA SELJAČKA STRANKA - HSS

GRAĐANSKO-LIBERALNI SAVEZ - GLAS

ISTARSKI DEMOKRATSKI SABOR - IDS

HRVATSKA STRANKA UMIROVLJENIKA - HSU

PRIMORSKO GORANSKI SAVEZ - PGS

DEMOKRATI

HRVATSKI LABURISTI - STRANKA RADA - LABURISTI

kandidacijska lista dobila je 1 mjesto, te je s ove kandidacijske liste izabran član u Europski parlament:

1. VALTER FLEGO (*kandidat na kandidacijskoj listi pod rednim brojem 1.*)

V. Na osnovi rezultata utvrđenih u skladu s člankom 26. Zakona, a u svezi točaka 3. i 4. Odluke Predsjednice Republike Hrvatske o raspisivanju izbora za članove u Europski parlament iz Republike Hrvatske ("Narodne novine", broj 30/19) Državno izborno povjerenstvo Republike Hrvatske utvrđuje da je dvanaesta izabrana članica ROMANA JERKOVIĆ s kandidacijske liste političke stranke SOCIJALDEMOKRATSKA PARTIJA HRVATSKE - SDP.

Predsjednik

Đuro Sessa





Elections européennes 2019

CHYPRE

Symmaxia Politon, (Citizens' Alliance), parti membre

Forme l'alliance « alliance - écologistes »

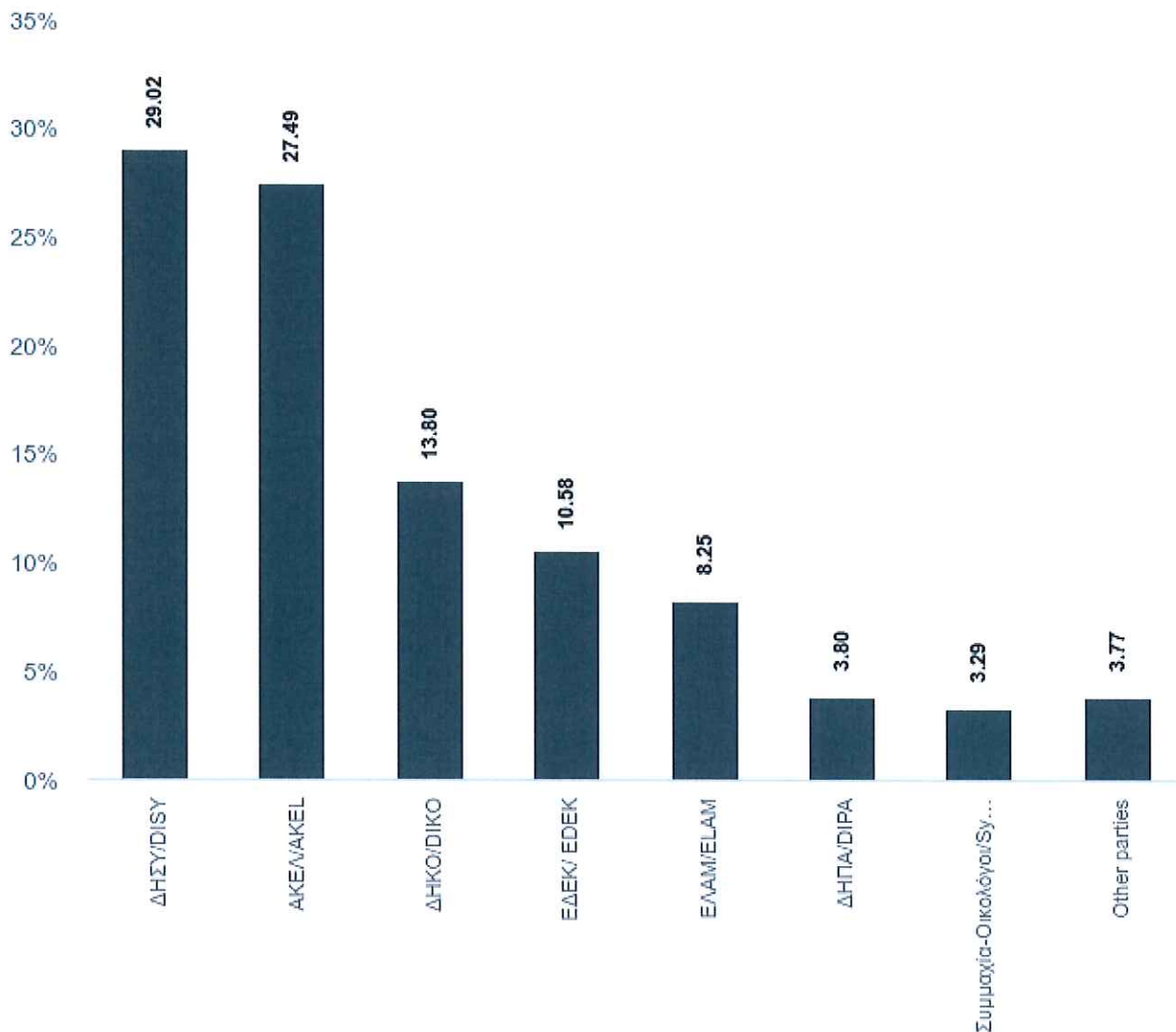
avec Movement of Ecologists – Citizens' cooperation

3,29 % - 9232 voix sur 280 935 votes

Results by national party: 2019-2024

Cyprus - Final results

Percentage of votes



National Parties

ΔΗΣΥ/DISY - Δημοκρατικός Συναγερμός/Democratic Rally

ΑΚΕΛ/ΑΚΕΛ - Ανορθωτικό Κόμμα Εργαζόμενου

Λαού/Progressive Party of Working People

ΔΗΚΟ/ΔΙΚΟ - Δημοκρατικό Κόμμα/Democratic Party

ΕΔΕΚ/ΕΔΕΚ - ΕΔΕΚ Κίνημα

Σοσιαλδημοκρατών/Movement for Social Democrats EDEK

ΕΛΑΜ/ΕΛΑΜ - Εθνικό Λαϊκό Μέτωπο/National Popular Front

ΔΗΠΑ/ΔΙΠΑ - Δημοκρατική Παράταξη / Democratic Alignment

Συμμαχία-Οικολόγοι/Symmaxia-Ecologist - Συμμαχία

Πολιτών-Κίνημα Οικολόγων/Citizens Alliance-Movement of Ecologist

Other parties - Other parties















Élections européennes 2019

Résultats officiels

Anglais

Türkçe

REPUBLIQUE DE CHYPRE - MINISTRE DE L'INTERIEUR - BUREAU ELECTORAL CENTRAL - UNITE DE SERVICES INFORMATIQUES

PANKYRIE	100%	NICOSIE	100%	FAMOUS	100%	LARNAKA	100%	LIMASSOL	100%	PAPIER	100%	EXTÉRIEUR	100%
													
1078/1078	00:04	400/400	00:04	55/55	00:04	172/172	00:04	299/299	00:04	131/131	00:04	21/21	00:04

RÉSULTATS: PANGYPRIA

Cartes de résultats résultats

FÉLICITANT: PANKYRIA 100%

Un	B	C.	D	E	G.	H	Th	Je	K.	L
M	N	O	O	P	S.	T.	Y.	fa	X	Y

Enregistré:641.181


Intervenants
suivants:288,483 (44,99%)

Abstentions:352,698 (55,01%)

Valide:280,935 (97,38%)

Invalide:5,510 (1,91%)

Blanc:2,038 (0,71%)

ASSOCIATION DÉMOCRATIQUE 29.02  %
81.539AKEL - GAUCHE - NOUVELLE FORCE  27,49%
77,241COMMEMORATION DEMOCRATIQUE  13.80%
38.756DEMOCRATIE SOCIALE EDEK  10,58%
29,715FOOTBALL NATIONAL DES PEUPLES  8,25%
23,167PARAGRAPHE  3.80%
DÉMOCRATIQUE 10.673Alliance - Écologistes  3.29%
9.232FRÉQUENCE DE MOUVEMENT  1.70%
4.786PERSONNE POUR ANIMAUX  0,79%
DE CHYPRE 2,208PREPARATION DE MICHAEL 0,46%
1,305PATHOLOGIE MOUVEMENT  0,22%
607MOUVEMENT RELIGIEUX  0.20%
NATIONAL 569ORGANISATION DE LA  0,16%
JUSTICE JUSTICE 457ARISTEIDOU HARIS 0,10%
276CHRYSAANTHOS 0,08%
MARDAPITTAS 234GROUPE SOCIALISTE DE  0,06%
CHYPRE 170

développé par vavel netmedia ltd

AVDELLERO
AG AMBROSIOS LIMESOS
AGRIVARA DE NICOSIE
AG GEORGE DE LIMASSOL
MONTURE DE SURFACE
AG THEODOROS LARNACAS
AG THEODOROS LIMASSOL
AG IOANNIS MALOUNTAS
ANGLESIDES
AGIA ANNA
AGIA BARVARA PAPOU
BOIS SAINT MARINA
SAINT MARINA CHRISOCHOUS
AGIA MARINOUDA
AGIA NAPA
SAINT DEVILS
Saints trimestres
AGIOS ATHANASIOS
AGIOS GEORGIOS PAPOU
AGIOS DIMITRIANOS
SAINT DIMITRIOS
Holy Doom

Ευρωεκλογές 2019

Επίσημα Αποτελέσματα

English

Türkçe

ΚΥΠΡΙΑΚΗ ΔΗΜΟΚΡΑΤΙΑ - ΥΠΟΥΡΓΕΙΟ ΕΣΩΤΕΡΙΚΩΝ - ΚΕΝΤΡΙΚΗ ΥΠΗΡΕΣΙΑ ΕΚΛΟΓΩΝ - ΜΟΝΑΔΑ ΥΠΗΡΕΣΙΩΝ ΠΛΗΡΟΦΟΡΙΚΗΣ

ΠΑΓΚΥΠΡΙΑ	100%	ΛΕΥΚΩΣΙΑ	100%	ΑΜΜΟΧΩΣΤΟΣ	100%	ΛΑΡΝΑΚΑ	100%	ΛΕΜΕΣΟΣ	100%	ΠΑΦΟΣ	100%	ΕΣΩΤΕΡΙΚΟ	100%
1078 / 1078	00:04	400 / 400	00:04	55 / 55	00:04	172 / 172	00:04	299 / 299	00:04	131 / 131	00:04	21 / 21	00:04

ΑΠΟΤΕΛΕΣΜΑΤΑ: ΠΑΓΚΥΠΡΙΑ

Κάρτες αποτελεσμάτων Αποτελέσματα

100%

A	B	Γ	Δ	E	Z	H	Θ	I	K	Λ
M	N	Ξ	O	Π	Σ	T	Y	Φ	X	Ψ

ΑΒΔΕΛΛΕΡΟ

ΑΓ ΑΜΒΡΟΣΙΟΣ ΛΕΜΕΣΟΣ

ΑΓ ΒΑΡΒΑΡΑ ΛΕΥΚΩΣΙΑΣ

ΑΓ ΓΕΩΡΓΙΟΣ ΛΕΜΕΣΟΥ

ΑΓ ΕΠΙΦΑΝΕΙΟΣ ΟΡΕΙΝΗΣ

ΑΓ ΘΕΟΔΩΡΟΣ ΛΑΡΝΑΚΑΣ

ΑΓ ΘΕΟΔΩΡΟΣ ΛΕΜΕΣΟΥ

ΑΓ ΙΩΑΝΝΗΣ ΜΑΛΟΥΝΤΑΣ

ΑΓΓΛΙΣΙΔΕΣ

ΑΓΙΑ ΑΝΝΑ

ΑΓΙΑ ΒΑΡΒΑΡΑ ΠΑΦΟΥ

ΑΓΙΑ ΜΑΡΙΝΑ ΞΥΛΙΑΤΟΥ

ΑΓΙΑ ΜΑΡΙΝΑ ΧΡΥΣΟΧΟΥΣ

ΑΓΙΑ ΜΑΡΙΝΟΥΔΑ

ΑΓΙΑ ΝΑΠΑ

ΑΓΙΟΙ ΒΑΒΑΤΣΙΝΙΑΣ

ΑΓΙΟΙ ΤΡΙΜΙΘΙΑΣ

ΑΓΙΟΣ ΑΘΑΝΑΣΙΟΣ

ΑΓΙΟΣ ΓΕΩΡΓΙΟΣ ΠΑΦΟΥ

ΑΓΙΟΣ ΔΗΜΗΤΡΙΑΝΟΣ

ΑΓΙΟΣ ΔΗΜΗΤΡΙΟΣ

ΑΓΙΟΣ ΔΟΜΕΤΙΟΣ

ΣΥΓΚΕΝΤΡΩΤΙΚΑ: ΠΑΓΚΥΠΡΙΑ

Εγγεγραμμένοι: **641.181**Έγκυρα: **280.935** (97.38%)Ψήφισαν: **288.483** (44.99%)Άκυρα: **5.510** (1.91%)Αποχή: **352.698** (55.01%)Λευκά: **2.038** (0.71%)

ΔΗΜΟΚΡΑΤΙΚΟΣ ΣΥΝΑΓΕΡΜΟΣ **29.02%**
81.539

ΑΚΕΛ - ΑΡΙΣΤΕΡΑ - ΝΕΕΣ ΔΥΝΑΜΕΙΣ **27.49%**
77.241

ΔΗΜΟΚΡΑΤΙΚΟ ΚΟΜΜΑ **13.80%**
38.756

ΕΔΕΚ ΚΙΝΗΜΑ ΣΟΣΙΑΛΔΗΜΟΚΡΑΤΩΝ **10.58%**
29.715

ΕΘΝΙΚΟ ΛΑΪΚΟ ΜΕΤΩΠΟ **8.25%**
23.167

ΔΗΜΟΚΡΑΤΙΚΗ ΠΑΡΑΤΑΞΗ **3.80%**
10.673

ΣΥΜΜΑΧΙΑ - ΟΙΚΟΛΟΓΟΙ **3.29%**
9.232

ΚΙΝΗΜΑ ΓΙΑΣΕΜΙ **1.70%**
4.786

ΚΟΜΜΑ ΓΙΑ ΤΑ ΖΩΑ ΚΥΠΡΟΥ **0.79%**
2.208

ΠΑΡΑΣΚΕΥΑ ΜΙΧΑΛΗΣ **0.46%**
1.305

ΠΑΤΡΙΩΤΙΚΟ ΚΙΝΗΜΑ **0.22%**
607

ΕΘΝΙΚΙΣΤΙΚΟ ΑΠΕΛΕΥΘΕΡΩΤΙΚΟ ΚΙΝΗΜΑ **0.20%**
569

ΟΡΓΑΝΩΣΗ ΑΓΩΝΙΣΤΩΝ ΔΙΚΑΙΟΣΥΝΗΣ **0.16%**
457

ΑΡΙΣΤΕΙΔΟΥ ΧΑΡΗΣ **0.10%**
276

ΜΑΡΔΑΠΗΤΤΑΣ ΧΡΥΣΑΝΘΟΣ **0.08%**
234

ΣΟΣΙΑΛΙΣΤΙΚΟ ΚΟΜΜΑ ΚΥΠΡΟΥ **0.06%**
170

developed by vavel netmedia ltd



Elections européennes 2019

FRANCE

Mouvement Démocrate, parti membre

Forme l'alliance « Renaissance » avec La République en Marche et ses partenaires

22, 42 % - 5 079 015 voix sur 22 655 174 votes

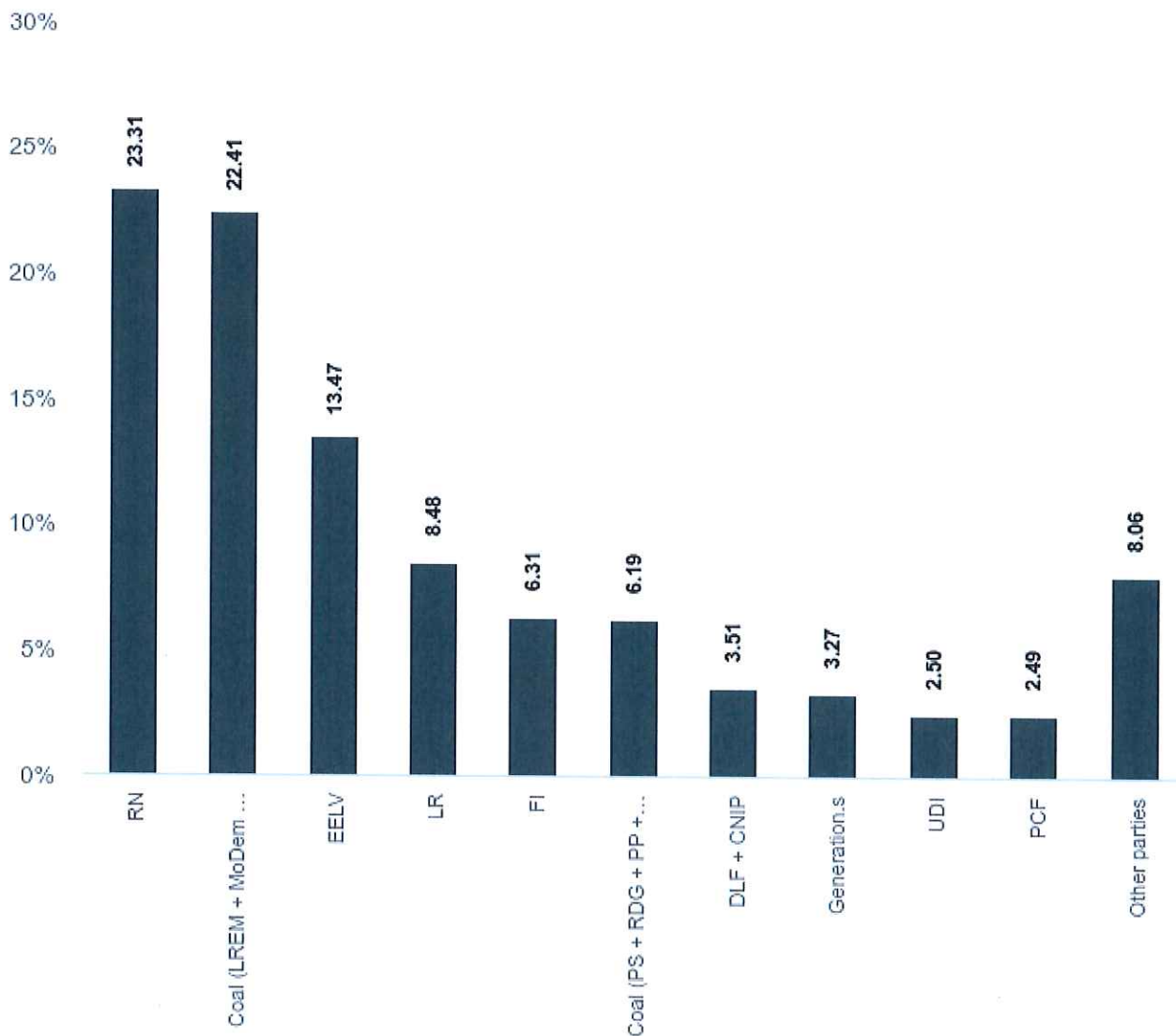
Elus :

Marie-Pierre Vedrenne, Catherine Chabaud,
Sylvie Brunet, Laurence Farreng, Christophe Grudler

Results by national party: 2019-2024

France - Final results

Percentage of votes



National Parties

RN - Rassemblement national

Coal (LREM + MoDem + A + MRSL) - Coalition Renaissance (La République En marche! + MoDem + Agir + Mouvement radical, social et libéral)

EELV - Europe écologie-Les verts

LR - Les Républicains - Union de la droite et du centre

FI - France insoumise

Coal (PS + RDG + PP + N) - Coalition Envie d'Europe écologique et sociale (Parti Socialiste + Radicaux de Gauche + Place publique + Nouvelle Donne)

DLF + CNIP - Debout la France + CNIP

Generation.s - Generation.s

UDI - Union des Démocrates et Indépendants

PCF - Parti communiste français

Other parties - Other parties



Elections européennes 2019



26 mai 2019

Accueil Européennes 2019 (./index.html)

France Entière

Sièges à pourvoir : 79

Listes	Elu(e)s
PRENEZ LE POUVOIR, LISTE SOUTENUE PAR MARINE LE PEN	M. Jordan BARDELLA
	Mme Hélène LAPORTE
	M. Thierry MARIANI
	Mme Dominique BILDE
	M. Hervé JUVIN
	Mme Joëlle MELIN
	M. Nicolas BAY
	Mme Virginie JORON
	M. Jean-Paul GARRAUD
	Mme Catherine GRISET
	M. Gilles LEBRETON

Listes

Elu(e)s

Mme Maxette PIRBAKAS-GRISONI

M. Jean-François JALKH

Mme Aurélia BEIGNEUX

M. Gilbert COLLARD

Mme Julie LECHANTEUX

M. Philippe OLIVIER

Mme Annika BRUNA

M. Jérôme RIVIÈRE

Mme France JAMET

M. André ROUGÉ

Mme Mathilde ANDROUËT

M. Jean-Lin LACAPELLE

Mme Nathalie LOISEAU

M. Pascal CANFIN

Mme Marie-Pierre VEDRENNE

M. Jérémy DECERLE

Mme Catherine CHABAUD

M. Stéphane SÉJOURNÉ

Mme Fabienne KELLER

M. Bernard GUETTA

Mme Irène TOLLERET

M. Stéphane BIJOUX

Mme Sylvie BRUNET

M. Gilles BOYER

Mme Stéphanie YON-COURTIN

M. Pierre KARLESKIND

RENAISSANCE SOUTENUE PAR LA
RÉPUBLIQUE EN MARCHÉ, LE MODEM ET
SES PARTENAIRES

Listes	Elu(e)s
	Mme Laurence FARRENG
	M. Dominique RIQUET
	Mme Véronique TRILLET-LENOIR
	M. Pascal DURAND
	Mme Valérie HAYER
	M. Christophe GRUDLER
	Mme Chrysoula ZACHAROPOULOU
	M. Sandro GOZI
	Mme Ilana CICUREL
EUROPE ÉCOLOGIE	M. Yannick JADOT
	Mme Michèle RIVASI
	M. Damien CARÊME
	Mme Marie TOUSSAINT
	M. David CORMAND
	Mme Karima DELLI
	M. Mounir SATOURI
	Mme Caroline ROOSE
	M. François ALFONSI
	Mme Salima YENBOU
	M. Benoît BITEAU
	Mme Gwendoline DELBOS-CORFIELD
	M. Claude GRUFFAT
UNION DE LA DROITE ET DU CENTRE	M. François-Xavier BELLAMY
	Mme Agnès EVREN
	M. Arnaud DANJEAN
	Mme Nadine MORANO

Listes

Elu(e)s

LA FRANCE INSOUmise

ENVIE D'EUROPE ÉCOLOGIQUE ET
SOCIALE

M. Brice HORTEFEUX

Mme Nathalie COLIN-OESTERLÉ

M. Geoffroy DIDIER

Mme Anne SANDER

Mme Manon AUBRY

M. Manuel BOMPARD

Mme Leïla CHAIBI

M. Younous OMARJEE

Mme Anne-Sophie PELLETIER

M. Emmanuel MAUREL

M. Raphaël GLUCKSMANN

Mme Sylvie GUILLAUME

M. Éric ANDRIEU

Mme Aurore LALUCQ

M. Pierre LARROUTUROU

Mme Nora MEBAREK

Résultats définitifs*

Listes	Voix	% Inscrits	% Exprimés	Sièges
PRENEZ LE POUVOIR, LISTE SOUTENUE PAR MARINE LE PEN (./FEL005.html)	5 286 939	11,17	23,34	23
RENAISSANCE SOUTENUE PAR LA RÉPUBLIQUE EN MARCHÉ, LE MODEM ET SES PARTENAIRES (./FEL019.html)	5 079 015	10,73	22,42	23
EUROPE ÉCOLOGIE (./FEL010.html)	3 055 023	6,45	13,48	13
UNION DE LA DROITE ET DU CENTRE (./FEL013.html)	1 920 407	4,06	8,48	8

Listes	Voix	% Inscrits	% Exprimés	Sièges
LA FRANCE INSOUmise (./FEL017.html)	1 428 548	3,02	6,31	6
ENVIE D'EUROPE ÉCOLOGIQUE ET SOCIALE (./FEL022.html)	1 403 170	2,96	6,19	6
LE COURAGE DE DÉFENDRE LES FRANÇAIS AVEC NICOLAS DUPONT-AIGNAN. DEBOUT LA FRANCE ! - CNIP (./FEL024.html)	795 508	1,68	3,51	0
LISTE CITOYENNE DU PRINTEMPS EUROPÉEN AVEC BENOÎT HAMON SOUTENUE PAR GÉNÉRATION.S ET DÈME-DIEM 25 (./FEL018.html)	741 772	1,57	3,27	0
LES EUROPÉENS (./FEL011.html)	566 057	1,20	2,50	0
POUR L'EUROPE DES GENS CONTRE L'EUROPE DE L'ARGENT (./FEL003.html)	564 949	1,19	2,49	0
PARTI ANIMALISTE (./FEL009.html)	490 074	1,04	2,16	0
URGENCE ÉCOLOGIE (./FEL007.html)	412 136	0,87	1,82	0
ENSEMBLE POUR LE FREXIT (./FEL020.html)	265 469	0,56	1,17	0
LUTTE OUVRIÈRE - CONTRE LE GRAND CAPITAL, LE CAMP DES TRAVAILLEURS (./FEL004.html)	176 339	0,37	0,78	0
ENSEMBLE PATRIOTES ET GILETS JAUNES : POUR LA FRANCE, SORTONS DE L'UNION EUROPÉENNE ! (./FEL023.html)	147 140	0,31	0,65	0
ALLIANCE JAUNE, LA RÉVOLTE PAR LE VOTE (./FEL021.html)	121 209	0,26	0,54	0
LES OUBLIÉS DE L'EUROPE - ARTISANS, COMMERÇANTS, PROFESSIONS LIBÉRALES ET INDÉPENDANTS - ACPLI - (./FEL002.html)	51 240	0,11	0,23	0
PARTI PIRATE (./FEL035.html)	30 105	0,06	0,13	0
UNE EUROPE AU SERVICE DES PEUPLES (./FEL034.html)	28 469	0,06	0,13	0
ESPÉRANTO - LANGUE COMMUNE ÉQUITABLE POUR L'EUROPE (./FEL015.html)	18 587	0,04	0,08	0

Listes	Voix	% Inscrits	% Exprimés	Sièges
PARTI FÉDÉRALISTE EUROPÉEN - POUR UNE EUROPE QUI PROTÈGE SES CITOYENS (./FEL025.html)	12 146	0,03	0,05	0
DÉCROISSANCE 2019 (./FEL016.html)	10 352	0,02	0,05	0
ALLONS ENFANTS (./FEL012.html)	8 062	0,02	0,04	0
À VOIX ÉGALES (./FEL029.html)	7 825	0,02	0,03	0
PACE - PARTI DES CITOYENS EUROPÉENS (./FEL006.html)	6 663	0,01	0,03	0
MOUVEMENT POUR L'INITIATIVE CITOYENNE (./FEL014.html)	5 882	0,01	0,03	0
UDLEF (UNION DÉMOCRATIQUE POUR LA LIBERTÉ ÉGALITÉ FRATERNITÉ) (./FEL026.html)	4 912	0,01	0,02	0
LISTE DE LA RECONQUÊTE (./FEL027.html)	4 569	0,01	0,02	0
UNE FRANCE ROYALE AU COEUR DE L'EUROPE (./FEL008.html)	3 150	0,01	0,01	0
DÉMOCRATIE REPRÉSENTATIVE (./FEL028.html)	3 084	0,01	0,01	0
ÉVOLUTION CITOYENNE (./FEL031.html)	2 061	0,00	0,01	0
LA LIGNE CLAIRE (./FEL033.html)	1 578	0,00	0,01	0
PARTI RÉVOLUTIONNAIRE COMMUNISTES (./FEL030.html)	1 413	0,00	0,01	0
NEUTRE ET ACTIF (./FEL032.html)	1 321	0,00	0,01	0

	Nombre	% Inscrits	% Votants
Inscrits	47 345 328		
Abstentions	23 614 588	49,88	
Votants	23 730 740	50,12	
Blancs	555 033	1,17	2,34
Nuls	520 533	1,10	2,19

	Nombre	% Inscrits	% Votants
Exprimés	22 655 174	47,85	95,47

En raison des arrondis à la deuxième décimale, la somme des pourcentages peut ne pas être égale à 100%.

* les résultats définitifs ont été proclamés par la Commission Nationale de Recensement des Votes le mercredi 29 mai 2019



Elections européennes 2019

ALLEMAGNE

Freie Wähler, parti membre

2,2 % - 806 590 voix sur 37 389 231 votes

Elus :

Ulrike Müller, Engin EROGLU



The Federal
Returning Officer

Familien-Partei Deutschlands	0.7 percent	(2014: 0.7 percent)
Volt Deutschland	0.7 percent	(2014: did not participate)
Piratenpartei Deutschland	0.7 percent	(2014: 1.4 percent)
Demokratie in Europa - DiEM25	0.3 percent	(2014: did not participate)
Nationaldemokratische Partei Deutschlands	0.3 percent	(2014: 1.0 percent)
Aktion Partei für Tierschutz – DAS ORIGINAL	0.3 percent	(2014: did not participate)
PARTEI FÜR DIE TIERE DEUTSCHLAND	0.2 percent	(2014: did not participate)
Bayernpartei	0.2 percent	(2014: 0.2 percent)
Graue Panther	0.2 percent	(2014: did not participate)
Die Grauen – Für alle Generationen	0.2 percent	(2014: did not participate)
Partei für Gesundheitsforschung	0.2 percent	(2014: did not participate)
Bündnis für Innovation & Gerechtigkeit	0.2 percent	(2014: did not participate)
Allianz für Menschenrechte, Tier- und Naturschutz	0.2 percent	(2014: did not participate)
Bündnis C - Christen für Deutschland	0.2 percent	(2014: did not participate)
Partei der Humanisten	0.2 percent	(2014: did not participate)



2019 European Election: official provisional result

WIESBADEN/BERLIN – On 27 May 2019 at 3:50 a.m., the Federal Returning Officer announced the official provisional result of the 9th direct election of the 96 European Parliament members from the Federal Republic of Germany on 26 May 2019.

Voter turnout was 61.4 percent (2014: 48.1 percent). The parties and other political associations admitted have won the following shares of valid votes cast:

Christlich Demokratische Union Deutschlands	22.6 percent	(2014: 30.0 percent)
BÜNDNIS 90/DIE GRÜNEN	20.5 percent	(2014: 10.7 percent)
Sozialdemokratische Partei Deutschlands	15.8 percent	(2014: 27.3 percent)
Alternative für Deutschland	11.0 percent	(2014: 7.1 percent)
Christlich-Soziale Union in Bayern e.V.	6.3 percent	(2014: 5.3 percent)
DIE LINKE	5.5 percent	(2014: 7.4 percent)
Freie Demokratische Partei	5.4 percent	(2014: 3.4 percent)
Partei für Arbeit, Rechtsstaat, Tierschutz, Elitenförderung und basisdemokratische Initiative	2.4 percent	(2014: 0.6 percent)
FREIE WÄHLER	2.2 percent	(2014: 1.5 percent)
PARTEI MENSCH UMWELT	1.4 percent	(2014: 1.2 percent)



The Federal
Returning Officer

Feministische Partei DIE FRAUEN	0.1 percent	(2014: did not participate)
LKR - Bernd Lucke und die Liberal-Konservativen Reformer	0.1 percent	(2014: did not participate)
Bündnis Grundeinkommen - Die Grundeinkommenspartei	0.1 percent	(2014: did not participate)
Ökologische Linke	0.1 percent	(2014: did not participate)
Menschliche Welt - für das Wohl und Glücklichein aller	0.1 percent	(2014: did not participate)
Europäische Partei LIEBE	0.1 percent	(2014: did not participate)
Die Violetten	0.1 percent	(2014: did not participate)
Demokratie DIREKT!	0.1 percent	(2014: did not participate)
DIE RECHTE – Partei für Volksabstimmung, Souveränität und Heimatschutz	0.1 percent	(2014: did not participate)
Deutsche Kommunistische Partei	0.1 percent	(2014: 0.1 percent)
Marxistisch-Leninistische Partei Deutschlands	0.0 percent	(2014: 0.1 percent)
Neue Liberale – Die Sozialliberalen	0.0 percent	(2014: did not participate)
DER DRITTE WEG	0.0 percent	(2014: did not participate)
Sozialistische Gleichheitspartei, Vierte Internationale	0.0 percent	(2014: 0.0 percent)



in the European Parliament. According to the official provisional result, the following parties and other political associations will be represented in the 9th European Parliament with the numbers of seats shown below.

Christlich Demokratische Union Deutschlands	23 seats	(2014: 29 seats)
BÜNDNIS 90/DIE GRÜNEN	21 seats	(2014: 11 seats)
Sozialdemokratische Partei Deutschlands	16 seats	(2014: 27 seats)
Alternative für Deutschland	11 seats	(2014: 7 seats)
Christlich-Soziale Union in Bayern e.V.	6 seats	(2014: 5 seats)
DIE LINKE	5 seats	(2014: 7 seats)
Freie Demokratische Partei	5 seats	(2014: 3 seats)
Partei für Arbeit, Rechtsstaat, Tierschutz, Elitenförderung und basisdemokratische Initiative	2 seats	(2014: 1 seats)
FREIE WÄHLER	2 seats	(2014: 1 seats)
PARTEI MENSCH UMWELT TIERSCHUTZ	1 seat	(2014: 1 seats)
Ökologisch-Demokratische Partei	1 seat	(2014: 1 seats)
Familien-Partei Deutschlands	1 seat	(2014: 1 seats)
Volt Deutschland	1 seat	(2014: did not participate)
Piratenpartei Deutschland	1 seat	(2014: 1 seats)

The provisional results of the 2019 European Election for the Federation, the 16 Länder and the 401 towns not attached to an administrative district and rural districts are available on the website of the Federal Returning Officer.



The Federal
Returning Officer

website of the Federal Returning Officer at:

www.bundeswahlleiter.de → European Parliament election
2019 → [Publications](#)

The Federal Electoral Committee will establish and announce the official final result of the 2019 European Election on Monday, 24 June 2019 at 11 a.m. in a public meeting at the German Bundestag in Berlin, Paul-Löbe-Haus (entrance Paul-Löbe-Allee), room PLH 4.900.

For further information:

Office of the Federal Returning Officer

tel: +49 611 75-4863

www.bundeswahlleiter.de/contact

Contact press office**Service hours****Postal address**

Phone +49 611 75-3444

Mon-Thu 8:00 am - 5:00 pm

Der Bundeswahlleiter

Contact form:

Fri 8:00 am - 3:00 pm

Pressestelle

[https://www.bundeswahlleiter.de/
contact](https://www.bundeswahlleiter.de/contact)

65180 Wiesbaden

Germany

© 2019 The Federal Returning Officer

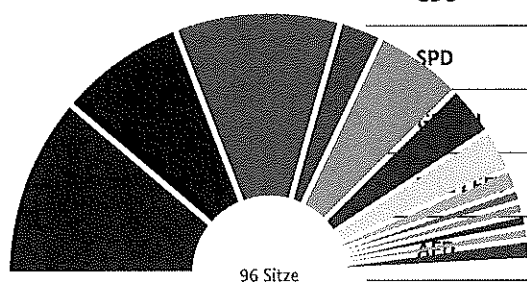
The Federal
Returning Officer

Germany

Select a state ▼

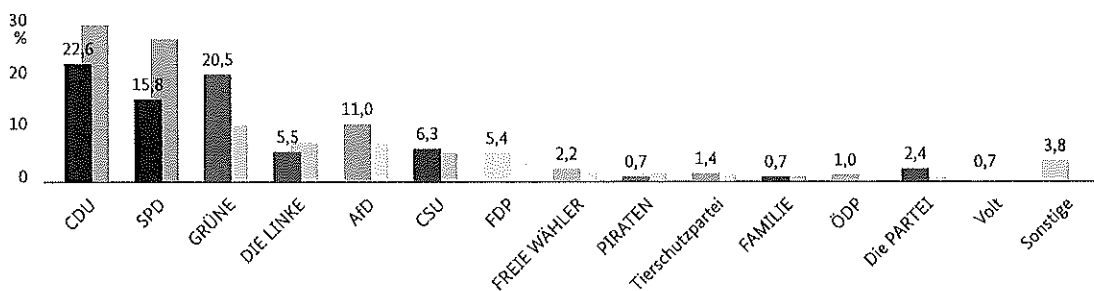
[allocation of seats](#)[voting shares](#)[Results table](#)

Sitzverteilung

Europawahl 2019, Deutschland
Vorläufiges Ergebnis© Der Bundeswahlleiter, Wiesbaden 2019 [SVG](#)Click or touch the graph to see details
about the groups.

party	seats	Diff to 2014
CDU	23	-6
SPD	16	-11
GRÜNE	21	+10
DIE LINKE	5	-2
AfD	11	+4
Christian Social Union	6	+1
FDP	5	+2
FREE VOTER	2	+1
PIRATES	1	± 0
Tierschutzpartei	1	± 0
FAMILY	1	± 0
ODP	1	± 0
The party	2	+1
volt	1	+1

Stimmenanteile

Europawahl 2019, Deutschland
Vorläufiges Ergebnis

■ Europawahl 2019 ■ Europawahl 2014

© Der Bundeswahlleiter, Wiesbaden 2019

[SVG](#)

Result

table Preliminary result

	number	%	number	%	-pct.
voters	61574137	-	61998824	-	-
voter	37811971	61.4	29843798	48.1	+13.3
Invalid	422740	1.1	488706	1.6	-0.5
Valid	37389231	98.9	29355092	98.4	+0.5
CDU	8437093	22.6	8812653	30.0	-7.5
SPD	5914953	15.8	8003628	27.3	-11.4
GREEN	7675584	20.5	3139274	10.7	+9.8
THE LEFT	2056010	5.5	2168455	7.4	-1.9
AFD	4103453	11.0	2070014	7.1	+3.9
Christian Social Union	2354817	6.3	1567448	5.3	+1.0
FDP	2028353	5.4	986841	3.4	+2.1
FREE VOTER	806590	2.2	428800	1.5	+0.7
PIRATES	243363	0.7	425044	1.4	-0.8
Tierschutzpartei	541984	1.4	366598	1.2	+0.2
NPD	101323	0.3	301139	1.0	-0.8
FAMILY	273755	0.7	202803	0.7	± 0.0
ODP	370006	1.0	185244	0.6	+0.4
The party	898386	2.4	184709	0.6	+1.8
plebiscite	58541	0.2	88535	0.3	-0.1
BP	81881	0.2	62438	0.2	± 0.0
DKP	20419	0.1	25147	0.1	± 0.0
MLPD	18340	0.0	18198	0.1	± 0.0
SGP	5293	0.0	8924	0.0	± 0.0
ANIMAL PROTECTION here!	99731	0.3	-	-	-
Animal Welfare Alliance	68597	0.2	-	-	-
Alliance C	66228	0.2	-	-	-
BIG	68654	0.2	-	-	-
BGE	40834	0.1	-	-	-
THE DIRECT!	25530	0.1	-	-	-
DiEM25	130.072	0,3	-	-	-
III. Weg	12.822	0,0	-	-	-
Die Grauen	71.282	0,2	-	-	-



The Federal
Returning Officer

	number	%	number	%	-pct.
<u>DIE RECHTE</u>	24.627	0,1	-	-	-
<u>DIE VIOLETTEN</u>	27.814	0,1	-	-	-
<u>LIEBE</u>	33.152	0,1	-	-	-
<u>DIE FRAUEN</u>	55.258	0,1	-	-	-
<u>Graue Panther</u>	76.172	0,2	-	-	-
<u>LKR</u>	43.965	0,1	-	-	-
<u>MENSCHLICHE WELT</u>	34.447	0,1	-	-	-
<u>NL</u>	15.943	0,0	-	-	-
<u>ÖkoLinX</u>	35.794	0,1	-	-	-
<u>Die Humanisten</u>	62.613	0,2	-	-	-
<u>PARTEI FÜR DIE TIERE</u>	85.722	0,2	-	-	-
<u>Gesundheitsforschung</u>	71.006	0,2	-	-	-
<u>Volt</u>	248.824	0,7	-	-	-
<u>Übrige</u>	-	-	309.200	1,1	-1,1

Ergebnisse in Bundesländern und in Kreisen

Baden-Württemberg

Bayern

Berlin

Brandenburg

Bremen

Hamburg

Hessen

Mecklenburg-Vorpommern

Niedersachsen

Nordrhein-Westfalen

Rheinland-Pfalz

Saarland

Sachsen

Sachsen-Anhalt

Schleswig-Holstein

Thuringia



The Federal
Returning Officer

Telephone: 0611 72-4000 or -4001

Mon-Fri 09:00-17:00

The

Fax 0611 72-4000

Fri 08:00-15:00

Federal

contact form:

Returning Officer Federal Statistical Office

<https://www.bundeswahlleiter.de/kontakt>

65180 Wiesbaden

© 2019 The Federal Returning Officer



Elections européennes 2019

GRECE

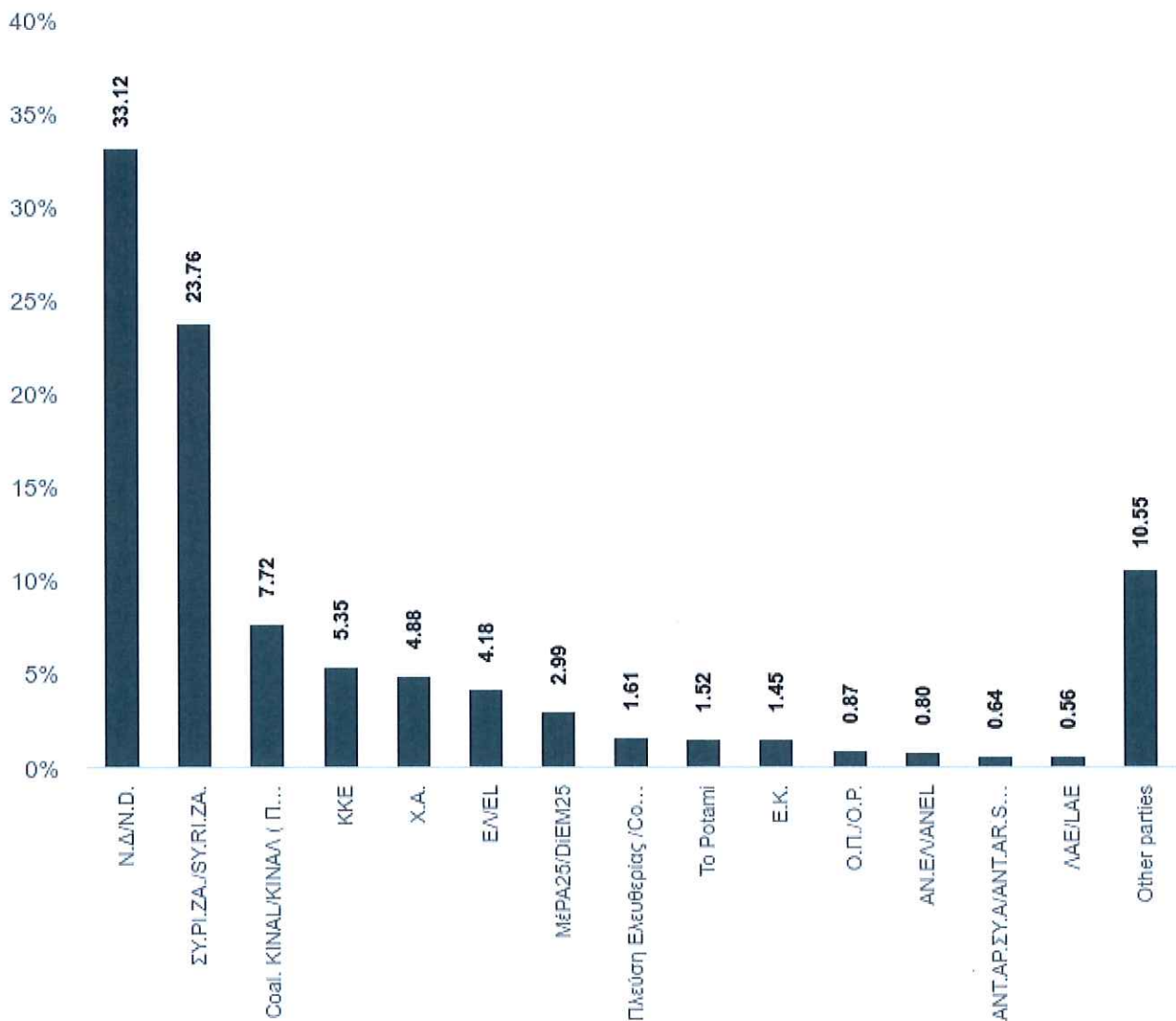
Enosi Kentroon, parti membre

1,45 % - 82 084 voix sur 5 656 119 votes

Results by national party: 2019-2024

Greece - Final results

Percentage of votes



National Parties

N.Δ./N.D. - Νέα Δημοκρατία/New Democracy

ΣΥ.ΡΙ.ΖΑ./ΣΥ.ΡΙ.ΖΑ. - Συνασπισμός Ριζοσπαστικής Αριστεράς/Coalition of the Radical Left

Coal. KINAL/KINAL (ΠΑΣΟΚ + ΔΗΣΥ + ΚΙΔΗΣΟ / PASOK + DISI + KIDISO) - Coalition Κίνημα

Αλλαγής/Movement for Change (Πανελλήνιο Σοσιαλιστικό Κίνημα + Δημοκρατική Συμπράταξη + Κίνημα Δημοκρατών Σοσιαλιστών / Panhellenic Socialist Movement + Democratic Alignment + Movement of Democratic Socialists)

ΚΚΕ - Κομμουνιστικό Κόμμα Ελλάδας/Communist Party of Greece

Χ.Α. - Χρυσή Αυγή/Golden Dawn

ΕΛ/ΕΛ - Ελληνική Λύση / Greek Solution

ΜέΡΑ25/ΔΙΕΜ25 - Μέτωπο Ευρωπαϊκής Ρεαλιστικής Ανυπακοής /European Realistic Disobedience Front

Πλεύση Ελευθερίας /Course of Freedom - Πλεύση Ελευθερίας /Course of Freedom

Το Ποτάμι - Το Ποτάμι/The River

Ε.Κ. - Ένωση Κεντρώων / Union of Centrists

Ο.Π./Ο.Ρ. - Οικολόγοι Πράσινοι/Ecologist Greens

ΑΝ.ΕΛ/ΑΝΕΛ - Ανεξάρτητοι Έλληνες/Independent Greeks

ΑΝΤ.ΑΡ.ΣΥ.Α/ΑΝΤ.ΑΡ.ΣΥ.Α - Αντικαπιταλιστική Αριστερή Συνεργασία για την Ανατροπή/Front of the Greek Anticapitalist Left

ΛΑΕ/ΛΑΕ - Λαϊκή Ενότητα-Μέτωπο ανατροπής / Popular Unity

Other parties - Other parties





MINISTRY OF INTERIOR

European parliament election – May 2019

Nationwide

Last updated
6/3/2019, 12:05

Reporting
100.00%

Turnout
Invalid/Blank
4.46%

	Percent	Votes	Seats
ND	33.12 %	1,873,137	8
SYRIZA	23.75 %	1,343,595	6
KIN.AL.	7.72 %	436,726	2
KKE	5.35 %	302,603	2
CHRYSI AVGI	4.87 %	275,734	2
ELLINIKI LYSI	4.18 %	236,347	1
MERA25	2.99 %	169,635	
PLEFSI ELEFThERIAS	1.61 %	90,927	
POTAMI	1.52 %	85,934	
EN. KENTROON	1.45 %	82,084	
O ALLOS DROMOS	1.24 %	70,347	
LA.O.S.	1.23 %	69,779	
POLITES	0.91 %	51,398	
OIKOL. PRASINOI	0.87 %	49,418	
AN.EL.	0.80 %	45,148	
ELEFTH. PATRIDA	0.73 %	41,269	
KIEF	0.71 %	40,211	
DIMIOURGIA XANA!	0.69 %	39,217	
NEA DEXIA	0.66 %	37,540	
ANT.AR.SY.A.	0.64 %	36,361	

A.K.K.EL.	0.57 %	32,014
LA.E.	0.56 %	31,648
ELL. SYNELEFSIS	0.52 %	29,509
OIK.PRASINOI-ALLIL.	0.45 %	25,245
ENYPEKK	0.39 %	22,341
KOMMA NEON	0.33 %	18,458
DIM. EFTHYNI	0.32 %	18,207
NEA ELL. ORMI	0.22 %	12,278
M-L KKE	0.22 %	12,231
ELL. OIKOLOGOI	0.20 %	11,511
ETHNIKO METOPO	0.19 %	10,742
LEFKO	0.18 %	10,264
ARMA SYNERGASIAS	0.17 %	9,893
ELL. RIZOSPASTES	0.16 %	9,242
OURANIO TOXO	0.11 %	6,364
FILEL. SYMMACHIA	0.11 %	6,032
OKDE	0.08 %	4,803
KOLLATOS	0.05 %	3,065
LEFKO-AKE-EN.P.AN.	0.05 %	2,886
ELL. ORAMA	0.03 %	1,976



Elections européennes 2019

ITALIE

Partito Democratico Europeo Italia, parti membre

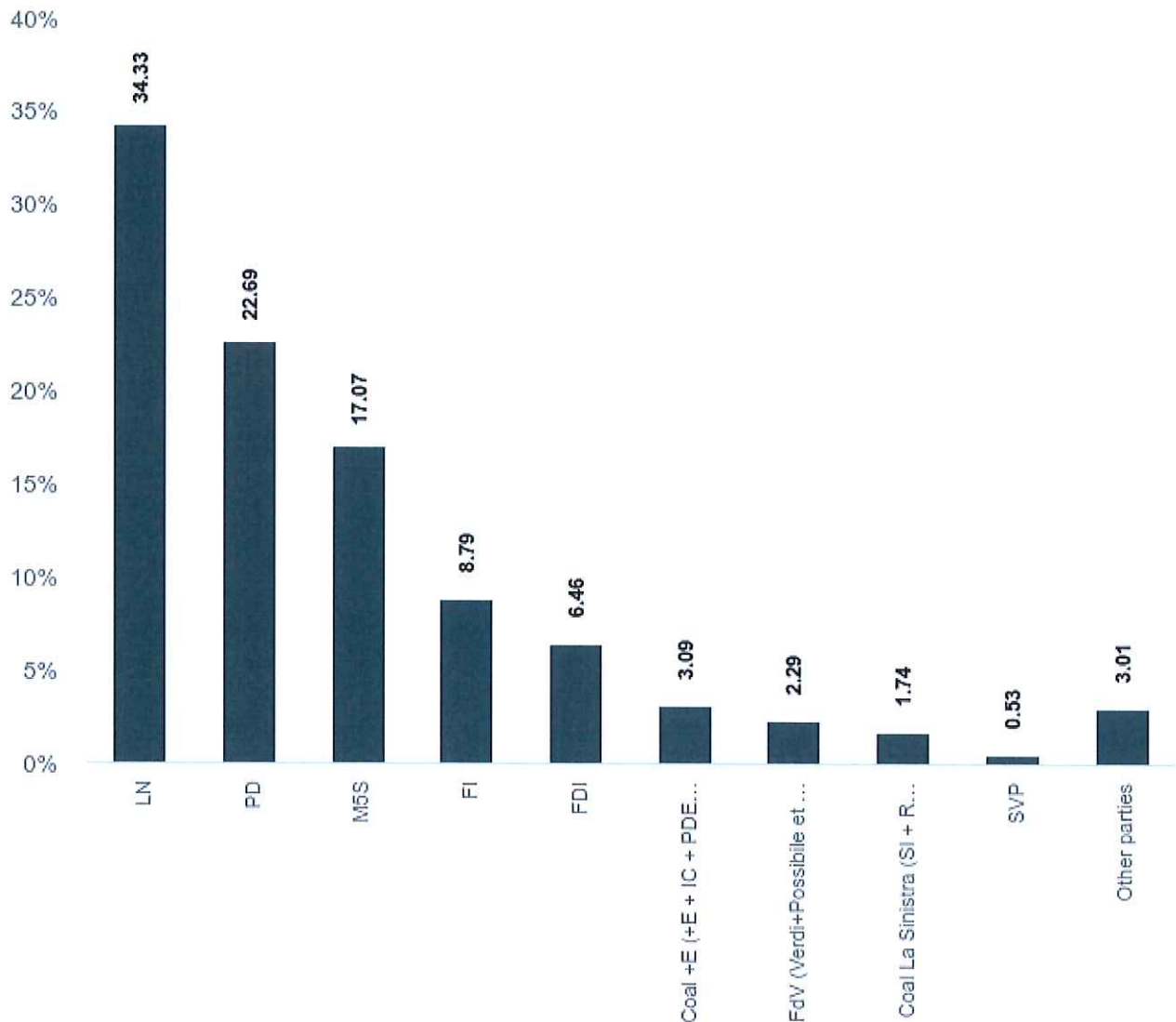
Fait partie de l'alliance "+ EUROPA, Italia in Comune, PDE Italia"

3,11 % - 833 443 voix sur 26 783 732 votes

Results by national party: 2019-2024

Italy - Final results

Percentage of votes



National Parties

LN - Lega Salvini Premier

PD - Partito Democratico (con Siamo Europei)

M5S - Movimento Cinque Stelle

FI - Forza Italia

FDI - Fratelli d'Italia

Coal +E (+E + IC + PDE et al.) - Coalition +Europa (+ Europa - Italia in Comune - Partito Democratico Europeo).

FdV (Verdi+Possibile et al.) - Coalition Federazione dei Verdi (Verdi + Possibile + Green Italia et al.).

Coal La Sinistra (SI + RC) - Coalition La Sinistra (Sinistra italiana + Rifondazione comunista + Altra Europa con Tsipras + Partito del Sud + Transform Itali + Convergenza Socialista)

SVP - Südtiroler Volkspartei (Partito popolare sudtirolese)









Other parties - Other parties








Affluenza e Risultati

Italia + Estero

Italia + Estero (Prec. elez.: 25/05/2014)

Sezioni Italia : 61.576 / 61.576 (Tutte) - Comunicazioni UE : 2.355 / 2.355 (Tutte)

	Liste	Voti	%	Seggi
	LEGA SALVINI PREMIER	9.175.208	34,26	29
	PARTITO DEMOCRATICO	6.089.853	22,74	19
	MOVIMENTO 5 STELLE	4.569.089	17,06	14
	FORZA ITALIA	2.351.673	8,78	7
	SVP	142.185	0,53	1
	FRATELLI D'ITALIA	1.726.189	6,44	6
	+EUROPA - ITALIA IN COMUNE - PDE ITALIA	833.443	3,11	0
	EUROPA VERDE	621.492	2,32	0

	LA SINISTRA	469.943	1,75	0
	PARTITO COMUNISTA	235.542	0,88	0
	PARTITO ANIMALISTA	160.270	0,60	0
	POPOLO DELLA FAMIGLIA - ALTERNATIVA POPOLARE	114.531	0,43	0
	CASAPOUND ITALIA - DESTRE UNITE	89.142	0,33	0
	POPOLARI PER L'ITALIA	80.553	0,30	0
	PARTITO PIRATA	60.809	0,23	0
	FORZA NUOVA	41.077	0,15	0
	AUTONOMIE PER L'EUROPA	17.692	0,07	0
	PPA MOVIMENTO POLITICO PENSIERO AZIONE	5.041	0,02	0
	TOTALE LISTE	26.783.732	100	76

Elettori: 50.975.914 | **Votanti:** 27.712.568 (54,36%) **Schede nulle:** 582.872 **Schede bianche:** 411.578 **Schede contestate:** 2.673 | **Dato aggiornato al:** 07/06/2019 - 18:13



Elections européennes 2019

PORTUGAL

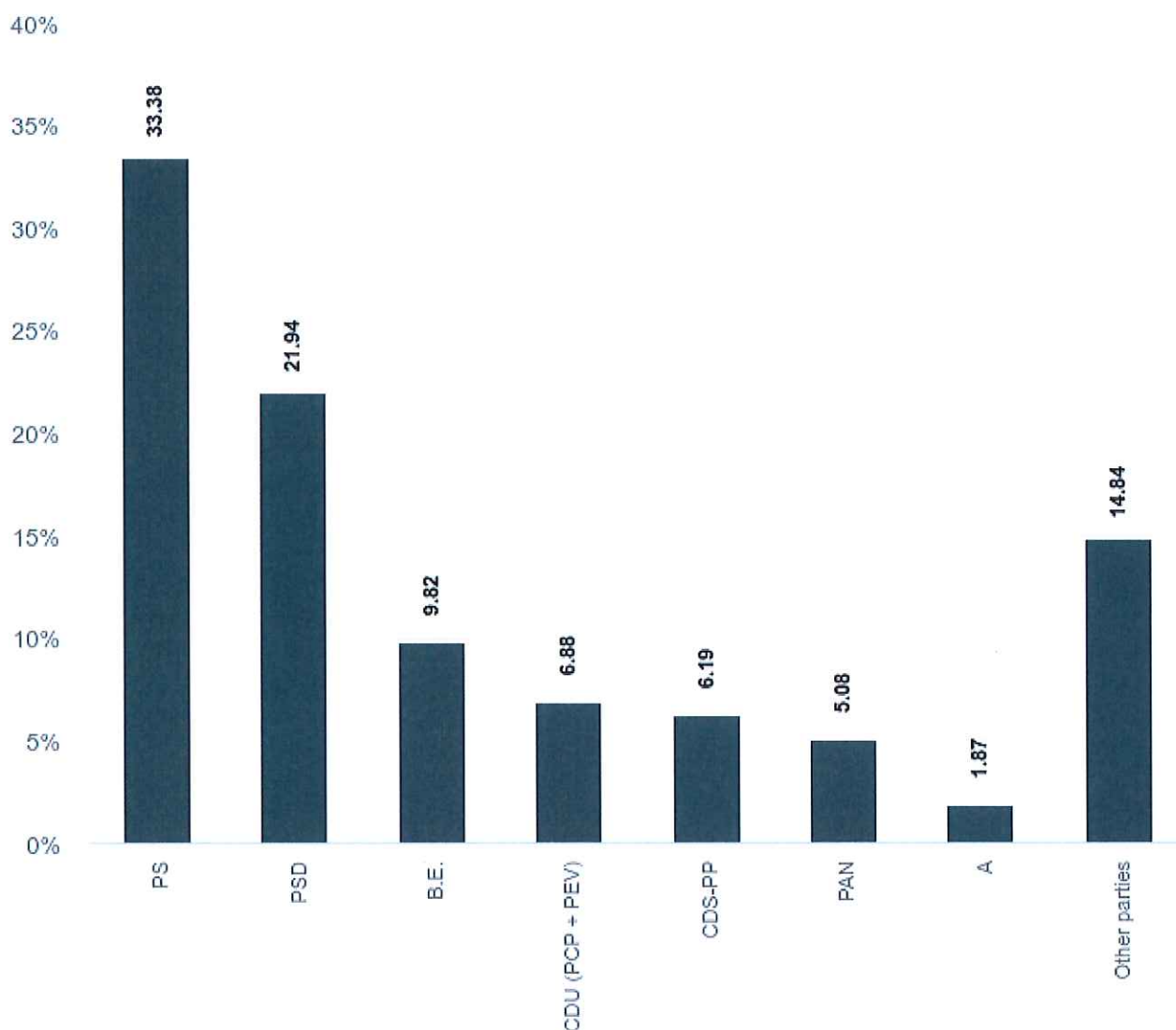
Partido Democratico Republicano, parti membre

0,48 % - 15 789 voix sur 3 314 423 votes

Results by national party: 2019-2024

Portugal - Final results

Percentage of votes



National Parties

PS - Partido Socialista

PSD - Partido Social Democrata

B.E. - Bloco de Esquerda

CDU (PCP + PEV) - Coligação Democrática Unitária
(Partido Comunista Português + Partido Ecologista os

Verdes)

CDS-PP - CDS - Partido Popular

PAN - Pessoas-Animais-Natureza

A - Aliança

Other parties - Other parties



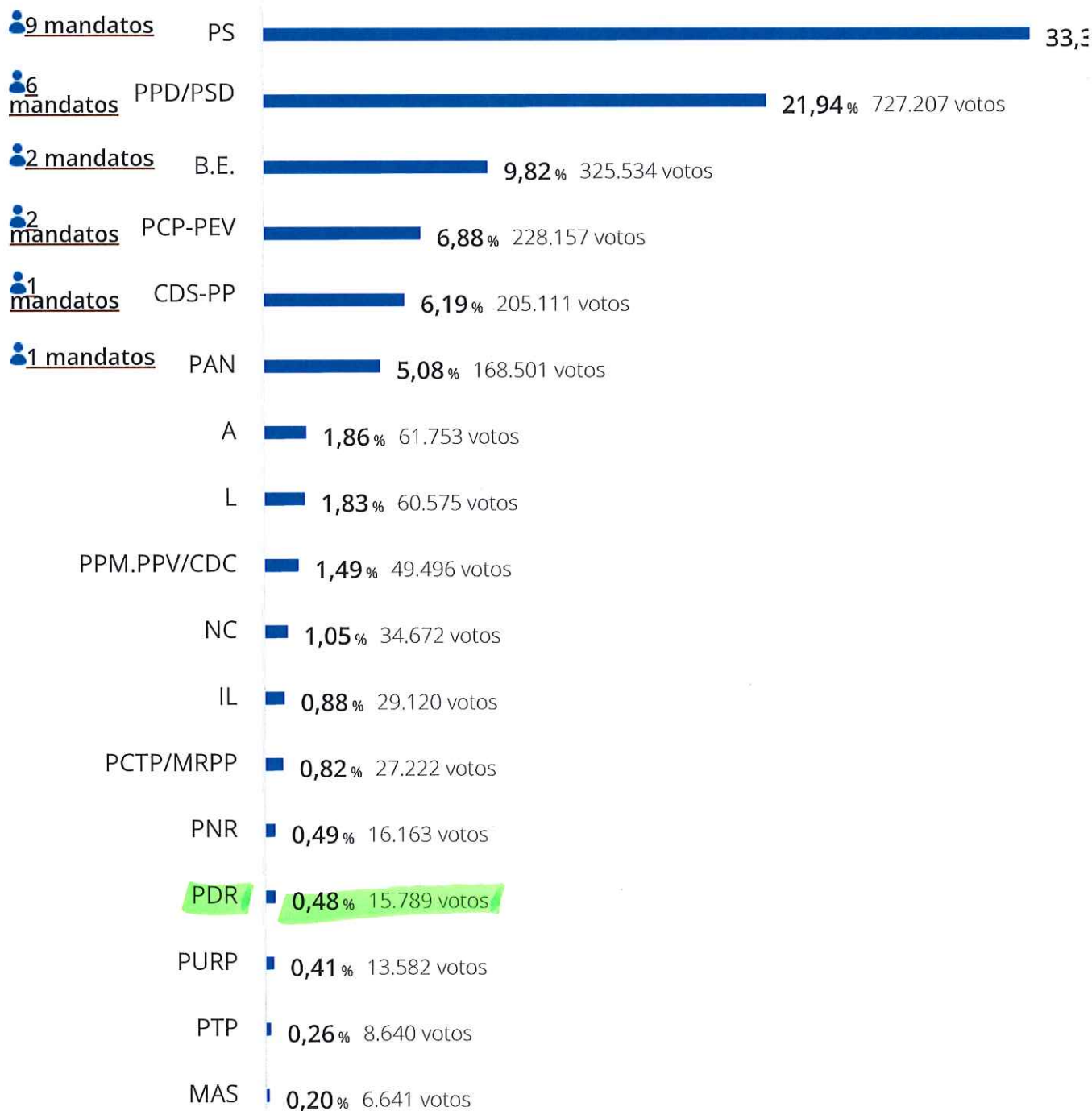
Território Nacional e Estrangeiro

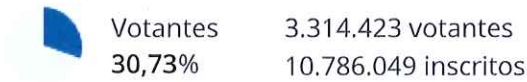
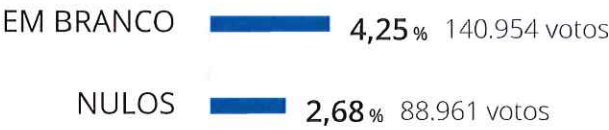
Resultados Globais

100 %

3.092 freguesias apuradas de 3.092 (0 por apurar)

100 consulados apurados de 100 (0 por apurar)





30,73%
votantes

3.314.423
votantes

10.786.049
inscritos



Elections européennes 2019

ROUMANIE

Pro Romania, parti membre

6,44 % - 583 916 voix sur 9 069 822 votes

Elus :

Corina Crețu, Mihai Tudose

